




General Catalogue 2005/2006




Pliers ABC

Technical Basics

TIP: page 2 with symbols and cutting capacities. Open out the flap when working with the catalogue




Cutting Pliers
for cutting or nipping (Diagonal, Center and End Cutters, Carpenters' Pincers, etc.)



Gripping Pliers
(Flat, Long-Nose and Water Pump Pliers, etc.)

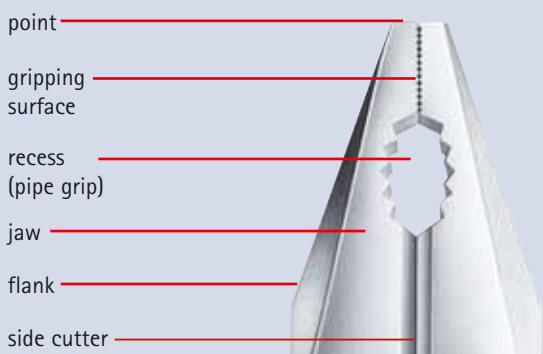


Combined Pliers
which can be used for both cutting and for gripping (Combination Pliers, Stork Beak and Radio Pliers, etc.)

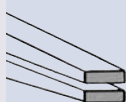


Special Pliers
for special applications, such as for notching or punching different types of material (Sheet Metal Nibbler, Tile Nibbling Pincer, etc.)

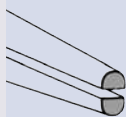
Plier Head Parts (DIN ISO 5742)



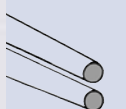
Basic shapes of jaws



flat jaws



half-round jaws



round jaws



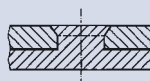
Rivet Designs

The plier joint is formed in a number of different ways:

Forged-on joint axis:

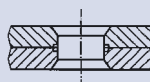
The rivet is part of one handle of the pliers (forged out of just one piece)

- high level of stability for heaviest duty
- long service life



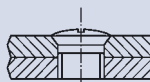
Joint with inserted rivet:

A proved, sturdy and precise rivet connection for all standard pliers



Screwed joint:

for particularly demanding requirements in terms of precision and smooth operation, e.g. in circlip pliers and cable cutters (even the finest multi-stranded conductors have to be cut cleanly)



Types of Joints

Different types of joint design include:

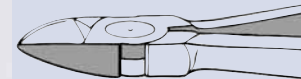
Lay-on joint:

The two halves of the pliers are placed on top of each other but not milled out.



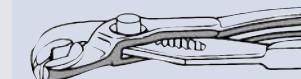
Single joint:

Half thickness of each plier handle is milled away in the joint area so that both handles can be laid into each other.







Box joint:





One handle of the pliers is slit. The other handle is pushed through this slit. This joint design can withstand a high level of load and strain because the joint bolt is supported on both sides and the pushed through handle has two side ways bearings.































Cutting Capacities Table

The maximum values indicated always stay for the performance limit under the most favourable cutting conditions, when the wire is placed as near as possible to the joint.

Article-No.	Cutting Capacity				Page	
	Length	 Ø mm	 Ø mm	 Ø mm		 Ø mm
61 01	200	1.0 - 6.0	4.0	3.5	3.0	55
62 12	120	0.3 - 1.0	0.7			55
64 0.	115	2.0	1.0	0.6		56
64 11	115	0.3 - 1.4	0.8	-		56
64 12	115	2.0	0.8	0.5		56
64 22	115	0.8				56
64 32	120	1.5	1.0	0.5		56
64 42	115	1.5	1.0	0.5		56
64 52	115	1.3				56
64 62	120	0.6				56
64 72	120	1.5				56
67 0.	140	4.0	3.1	2.0	1.5	57
	160	4.0	3.4	2.5	2.0	57
	200	4.0	4.2	3.0	2.5	57
68 01	160	4.0	2.8	2.3		58
	180	4.0	3.2	2.5		58
	200	4.0	3.5	2.8		58
69 0.	130	0.4 - 2.0	1.3	1.0	0.75	58
70 ..	110	3.0	2.0	1.2		59
	125	3.5	2.3	1.5		59
	140	4.0	2.5	1.8		59
	160	4.0	2.8	2.0		59
	180	4.0	3.0	2.5		59
71 ..	200	6.0	5.2	4.0	3.6	60
74 0.	140	4.0	3.1	2.0	1.5	62
	160	4.0	3.4	2.5	2.0	62
	180	4.0	3.8	2.7	2.2	62
	200	4.0	4.2	3.0	2.5	62
	250	4.0	4.6	3.5	3.0	62
74 91	250	5.0	5.0	3.8	3.5	61

Article-No.	Cutting Capacity				Page	
	Length	 Ø mm	 Ø mm	 Ø mm		 Ø mm
75 02	125	0.2 - 1.3	1.0	0.6	0.4	63
75 12	125	0.2 - 1.3	1.0	0.6	0.4	63
75 22	125	0.2 - 1.3	1.0	0.6	0.4	63
75 32	125	0.2 - 1.3	1.0	0.4	0.4	63
75 52	125	0.2 - 1.3	0.6	0.5	0.3	63
76 01	125	0.4 - 2.5	1.0	0.6	0.4	63
76 11	125	0.4 - 2.5	1.0	0.6	0.4	63
76 21	125	0.4 - 2.5	1.0	0.6		63
76 81	125	0.4 - 1.3	1.0	0.6		63
77 01	115	0.3 - 1.6	1.2	0.5		64
	130	0.3 - 2.0	1.5	0.8		64
77 11	125	0.2 - 1.3	1.0	0.6		64
77 21	115	0.3 - 1.3	1.0			64
	130	0.4 - 1.6	1.3			64
77 22	115	1.5				64
	130	2.0				64
77 32	115	1.5	0.5			64
	130	1.5	0.5			64
77 42	115	1.3	0.5			64
	130	1.5	0.5			64
77 52	115	1.5	0.5			64
77 72	115	0.8				64
78 03	125	0.2 - 1.6	1.0			66
78 13	125	0.2 - 1.6	1.0			66
78 23	125	0.2 - 1.0	0.6			66
78 31	125	0.2 - 1.0				66
78 41	125	0.2 - 1.0				66
78 61	125	0.2 - 1.6	1.2	0.6		66
78 71	125	0.2 - 1.6	1.2	0.6		66

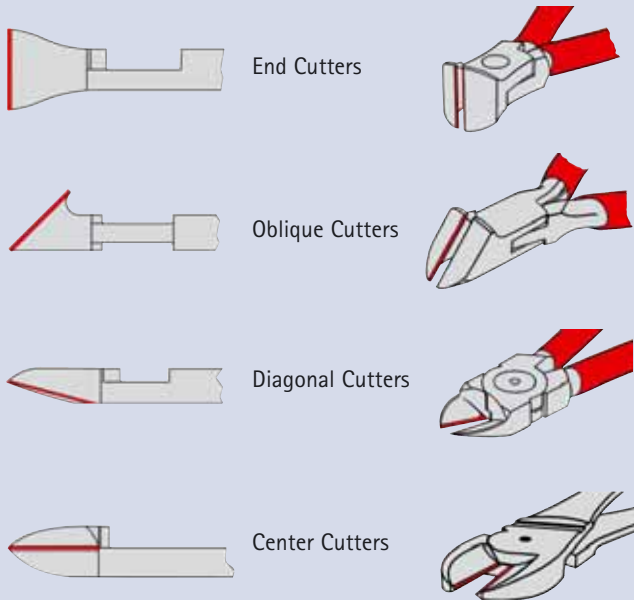
Symbols

 ESD electrostatic discharge, dissipative	 opening spring	 flat jaws	 copper + aluminium cable single-strand and multiple conductor
 ESD	 wire clamp	 half-round jaws	 copper + aluminium cable single conductor fine-stranded
 Electronics	 center cutter	 round jaws	 copper + aluminium cable single conductor solid
 KNIPEX high leverage tools	 cutting edge with bevel	 gripping surfaces smooth	 iron
 jaws angled	 cutting edge with small bevel	 gripping surfaces serrated	 wire rope
 box joint	 cutting edge without bevel for flush cut	 gripping surfaces crosswise serrated	 ribbon cable
			 soft wire
			 medium hard wire
			 hard wire
			 piano wire

Cutting edges

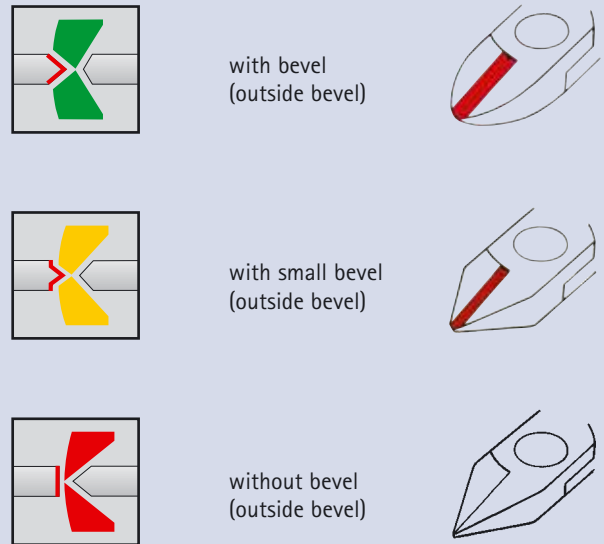
Technical Basics

Direction and Position of the Cutting edges




Cutting edge shapes

DIN ISO 5742








Safety instructions

- When using cutting pliers: beware of wire ends flying off. Wear protective goggles and – if needed – gloves.
- Each tool should only be used for its specified purpose.
- Only handles marked with the symbol  1000 V are insulating.



Wire classes

Material examples	Type of wire	Tensile strength	
		N/mm ²	kp/mm ²
 copper, plastics	soft wire	220	22
 nail, wire pin	medium hard wire	750	75
 wire rope strand, steel wire	hard wire	1800	180
 spring steel wire	piano wire	2300	230













Structure of Article Number

Finish of Pliers

Article-No.			
03	0	0	180
Basic Model (e.g. Combination Plier)	Style e.g. straight	Finish e.g. head polished, handles black atramentized	Length e.g. 180 mm

Head/Handles

0	Head polished Handles black atramentized	
1	Head polished Handles plastic coated	
2	Head polished Handles with two-colour dual component handles	
3	Plier chrome plated Handles plastic coated	
4	Plier chrome plated	
5	Plier chrome plated Handles with two-colour dual component handles	
6	Plier chrome plated Handles insulated with two-colour dual component ⚡ 1000 V  VDE-tested DIN EN/IEC 60900	
7	Plier chrome plated Handles dipped plastic insulated ⚡ 1000 V  VDE-tested DIN EN/IEC 60900	

Care Tip

A drop of oil on the polished surfaces and in the joint keeps your pliers in good working order and extends their service life!



Contents

The full extent of the range

Combination Pliers



No.	Article	Page
01	Combination Pliers	13
08	Small Combination Pliers	13
02	High Leverage Combination Pliers	14
03	Combination Pliers	15

Stripping Tools



No.	Article	Page
11	Wire Strippers	17
11 92	Electronics Wire Stripper	18
12	Automatic Insulation Strippers	18
12 12	Universal Insulation Strippers	19
12 40	Self-Adjusting Insulation Strippers	20
12 42	Multistrip 10	21
12 60	Self-Adjusting Insulation Stripper	20
12 62	Self-Adjusting Insulation Stripper	21
12 80	Mini Stripping Tool	22
12 82	Wire Stripper for Fibre Optics	22
12 85	Stripping Tool	22
13	Electricians' Pliers	23
13 72	Universal Plier	23
14	Diagonal Insulation Strippers	24
15	Insulation Strippers	24
15 11	Coated-Wire Stripping Tweezers	24
16 20	Dismantling Tools	25
16 30	Dismantling Tool	25
16 40	Dismantling Tool	26
16 60	Coax-Stripping Tool	27
16 65	Stripping Tool for Data Cable	27
16 80	Universal Stripping Tools	27

Gripping Pliers



No.	Article	Page
20	Flat Nose Pliers	29
22	Round Nose Pliers	30
19	Jewellers' Pliers	31
23	Flat Nose Plier with cutting edges	31
26	Snipe Nose Side Cutting Pliers	33
27	Telephone Plier	34
28	Assembly Pliers	34
29	Telephone Pliers	35
31	Grab Pliers	35
30	Long Nose Pliers	36
32	Relay Adjusting Pliers	37
33	Duckbill Pliers	37
35	Electronics Pliers	38
35	Electronics Pliers ESD	39
36	Electronics Mounting Pliers	41
37	Relay Adjusting Pliers	42
38	Mechanics' Pliers	43

Grip Pliers



No.	Article	Page
40	Universal Grip Pliers	44
41	Grip Pliers	44
42	Welding Grip Pliers	45

Circlip Pliers



No.	Article	Page
45	Special Retaining Ring Pliers	47
46	External Circlip Pliers for fitting Grip Rings	47
44	Internal Circlip Pliers	48
46	External Circlip Pliers	49
48	Precision Internal Circlip Pliers	50
49	Precision External Circlip Pliers	51

Carpenters' Pincers



No.	Article	Page
50	Carpenters' Pincers	52
51	Carpenters' Pincer	52
55	Farriers' Pincer	53
56	Farriers' Pincer	53
57	Unsoling Pincer	53
58	Potters' Pincers	53

Concretors' Nippers



No.	Article	Page
99 0	Concretors' Nippers	55
99 1	High Leverage Concretors' Nippers	55

Cutting Nippers



No.	Article	Page
61	Bolt End Cutting Nipper	57
62	Electronics Oblique Cutting Nipper	57
64	Electronics End Cutting Nippers	58
64	Electronics End Cutting Nippers ESD	59
67	High Leverage End Cutting Nippers	59
68	End Cutting Nippers	60
69	Mechanics End Cutting Nippers	60
70	Diagonal Cutters	61
71	KNIPEX-"CoBolt"	62
72 51	Diagonal Cutter for fibre optics	62
72 11	Diagonal Cutters for plastics and lead	63
74 91	Center Cutter	63
74	High Leverage Diagonal Cutters	64
75	Electronics Diagonal Cutters	65
76	Electro-Mechanics' Diagonal Cutters	65
77	Electronics Diagonal Cutters	66
77	Electronics Diagonal Cutters ESD	67
78	Electronics Super-Knips	68
78	Electronics Super-Knips ESD	69

Pipe Wrenches



No.	Article	Page
81 03	Pipe Gripping Pliers	71
82 51	Angle Nose Battery Plier	71
84	Cycle Pliers	71
83	Pipe Wrenches	72
87 0	KNIPEX-"Cobra" XL / XXL	73

Water Pump Pliers



No.	Article	Page
86 0	Plier Wrenches	74
87 0	KNIPEX-"Cobra"	75
87 1	KNIPEX-"Cobra..matic"	76
87 41	Multiple Slip Joint Spanner	76
88 0	KNIPEX-"Alligator"	77
89 0	Water Pump Pliers	78
90 0	Small Water Pump Pliers	78

Special Pliers



No.	Article	Page
90 25	Pipe Cutter	79
90 4	Punch Lock Riveters	80
90 55	Sheet Metal Nibbler	80
90 61	Notching Pliers	81
90 71	Revolving Punch Plier	81
91 00	Tile Nibbling Pincer	82
91 11	Tile Breaking Pincer	82
91 30	Glass Breaking Pincer	82
91 5	Glass Nibbling Pincers	83
91 6	Flat Nose Grozing Plier	83

Tweezers



No.	Article	Page
92	Precision Tweezers	84
92	Precision Tweezers ESD	86
92	Precision Tweezers VDE	86
92	Plastic Tweezer	87
92	Cross-Over Tweezers	87

Cable and Wire Rope Cutters



No.	Article	Page
94 10	Cutter for Plastic Pipes	89
94 15	Cutter for Ribbon Cables	89
94 35	Mitre Shears	90
95 02	Vinyl Shears	90
95 03	Shears for KEVLAR® Fibres	91
95 05	Combination Shears	91
95	Cable Shears	92
95 3	Cable Cutters	95
95 61	Wire Rope Cutter	96
95	Wire Rope and Cable Cutters	97

Crimping Pliers and Cable Links



No.	Article	Page
97 00	Crimp Grip Pliers	99
97 21	Crimping Pliers	99
97 32	Crimping Plier	100
97 40	Insertion Tool for LSA-Plus and identical	100
97 43	Lever Action Crimping Pliers for shielded Western Plugs	101
97 43	Crimp System Pliers	102
97 49	Crimp Profiles	103
97 50	Crimping Plier for Scotchlok Connectors	104
97 51	Crimping Plier for Western Plugs	104
97 52	Four-Mandrel Crimping Pliers for turned contacts	105
97 52	Lever Action Crimping Pliers	106
97 52	Crimping Pliers "PreciForce"	107
97 53	Self-Adjusting Crimping Pliers for End Sleeves	108
97	Crimping Pliers for End Sleeves (ferrules)	110
97 90	Crimp Assortments	111
97 99	Cable Connectors	113

Insulated Tools DIN EN/IEC 60900



No.	Article	Page
01	Combination Pliers	116
11	Wire Strippers	117
14	Diagonal Insulation Stripper	118
22	Round Nose Pliers	119
70	Diagonal Cutters	121
92	Precision Tweezers	122
88	KNIPEX-"Alligator"	122
95	Cable Shears	123
95	Cable Cutters	125
98	Wrenches	126
98	Screwdrivers	127
98	Nut Drivers	127
98	Reversible Ratchets	129
98	Hexagon Sockets	130
98	Cable Knives	131
98	Torque Wrench	131
98	Reversible Ratchet	131
98	Dismantling Knives	132
98	Voltage Tester	133
98	Electricians' Gloves	134
98	Plastic Slip-On Caps	134
98	Insulating Plastic Clamp	134
98	Insulating Mats	135
98	Compact Tool Case	135
98	Junior Hacksaw	135

Sales Aids



No.	Article	Page
00 19	Display Panel	139
00 19	Sales Displays	140
00 19	Test Supports	140
00 19	Sales Displays	141
00 19	Rotary Sales Stand	142
00 19	Tool Bar (Pegboard)	144
00 19	Show-Cabinets for Product Presentation	145
00 19	Brochure Holder	146
00 19	Hooks for perforated board	146
00 19	Plier Racks	147

Tool Kits




No.	Article	Page
00 19	Circlip Pliers Sets	148
00 19	Tool Pouch	148
00 19	Tool Roll	148
00 20	Pliers Sets	149
00 20	Electronics Pliers Sets	150
00 21	Tool Bag	152
00 21	Tool Cases	155

Electronic Pliers



No.	Article	Page
11 92	Electronics Wire Stripper	18
12 60	Self-Adjusting Insulation Stripper	20
35	Electronics Pliers	38
35	Electronics Pliers ESD	39
36	Electronics Mounting Pliers	41
62	Electronics Oblique Cutting Nipper	57
64	Electronics End Cutting Nippers	58
64	Electronics End Cutting Nippers ESD	59
75	Electronics Diagonal Cutters	65
76	Electro-Mechanics' Diagonal Cutters	65
77	Electronics Diagonal Cutters	66
77	Electronics Diagonal Cutters ESD	67
78	Electronics Super-Knips	68
78	Electronics Super-Knips ESD	69
92	Precision Tweezers	84
94 15	Cutter for Ribbon Cables	89
00 20	Electronics Pliers Sets	150

KNIPEX – The Company



Experience

KNIPEX specializes in the development and production of high-quality pliers and is Europe's leading manufacturer of these products.

It all started back in 1882 when C. Gustav Putsch set up his own forge shop in Cronenberg (now a suburb of Wuppertal). We are an independent fourth-generation family company.



Quality for professionals

KNIPEX pliers satisfy the highest expectations in terms of performance, ergonomics and service life. Our products are designed to meet the requirements of professional users, who must be able to rely on their tools in day-to-day work.



Specialists

We concentrate our knowledge and expertise on pliers. This is the only way to justify our claim that we are the best supplier in terms of quality, innovation and efficiency. Our success is assured by 650 qualified employees and we attach the greatest importance to their basic and advanced training.

The complete range

With over a thousand separate styles and sizes KNIPEX offers a complete range of pliers for almost every application in trade and industry.

The breadth and depth of our range ensures that the best tool can always be found for each application.

Everything under one roof

In Wuppertal we have 45,000 m² (500,000 square feet) of factory space. All manufacturing operations, from forging (including making the forging die) to packaging, are done on our own premises. This method allows us to maintain stringent quality control standards and to co-ordinate all aspects of the manufacturing process.





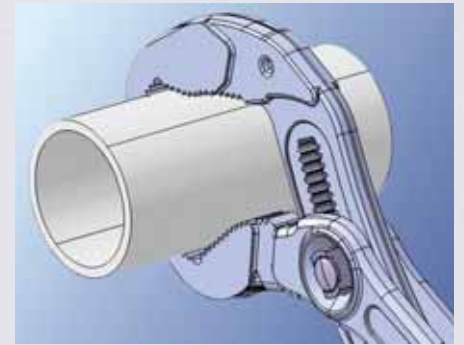
Material

In the tough and demanding world of everyday usage, KNIPEX pliers meet the challenge to the fullest satisfaction. In terms of material and construction, they are designed to function as heavy duty tools and deliver high load bearing capacity and long service life.



Tip-top technology

Innovation and high performance are not only characteristics of the tools we make but are also key elements in our production engineering. Modern state-of-the-art machinery ensures that we produce consistently high precision at the most economical cost ratio.



Innovation

KNIPEX pioneers ideas in plier design. Again and again, KNIPEX's innovations offer future-oriented solutions and set standards for easy, effective and reliable work. For our development work we rely on an intensive sharing of experience with users. We utilize the most modern design technology and the highest efficiency testing and experimental equipment.



Partners in trade

KNIPEX pliers are supplied only through distribution. We do not deliver direct to end users. We offer our partners in trade a high level of inventory availability, extensive consulting and training and a wide variety of sales support.

KNIPEX throughout the world

KNIPEX pliers are in great demand throughout the world and we export over 60% of our production. An international network of distribution branches, agencies and importers connect us to our customers in over one hundred countries.

KNIPEX – Ergonomics

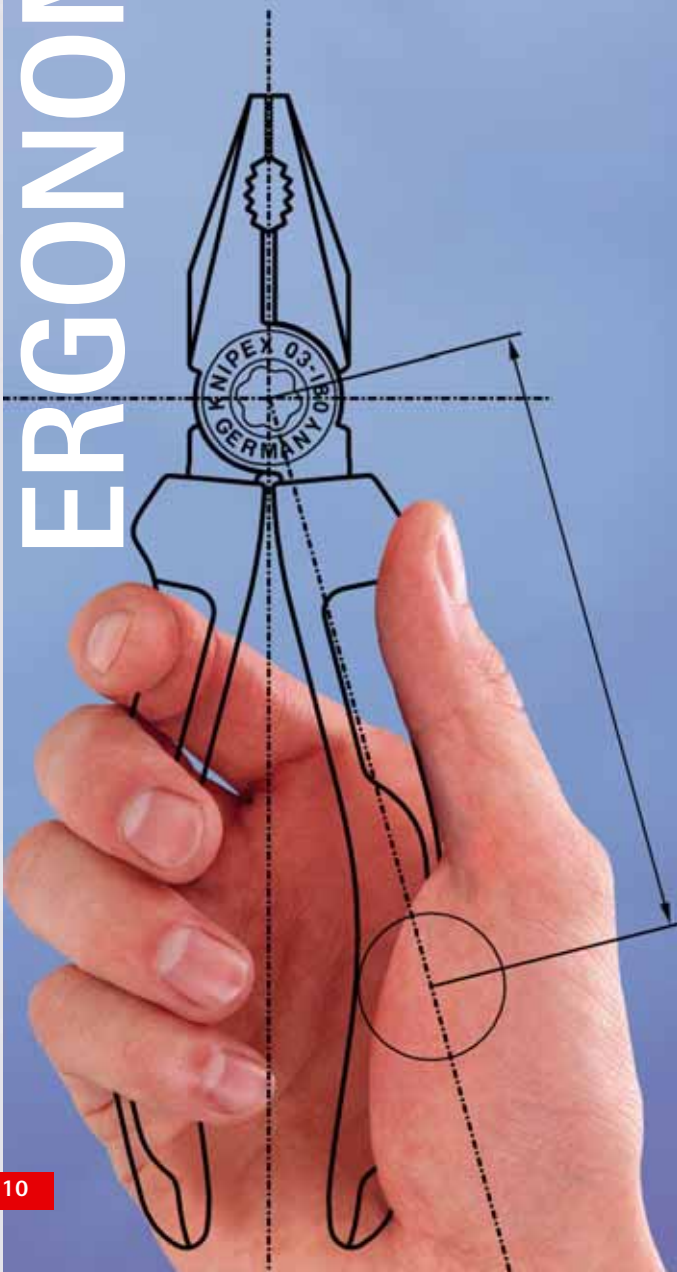
Practical Advantages

Ergonomics is the science of adapting technology to people in order to make work easier. Pliers, like other hand tools, should support the human hand-arm system as effectively as possible and at the same time keep strain and effort to a minimum.

When designing KNIPEX pliers, we give extensive consideration to ergonomic criteria. Our aims are to ensure that they

- require only a minimum of force in use
- assure hand and finger joints a low-stress comfortable position when exerting force
- allow good contact between the hand and handle.

ERGONOMICS



Less force exerted due to the self-locking function of the "Cobra" and "Alligator" Water Pump Pliers. As the gripping jaws automatically bite tightly into the workpiece, there is no need to squeeze the handles together. This relieves the hand muscles.

Reduction of effort

Cutting hard material in particular usually requires great manual effort but KNIPEX pliers require much less force thanks to their particularly favourable leverage ratios, which are to some extent due to unique lever designs. The benefit for the user is that they noticeably reduce the amount of force he has to apply. Particularly high leverage plier models in this catalogue are marked with a power symbol.

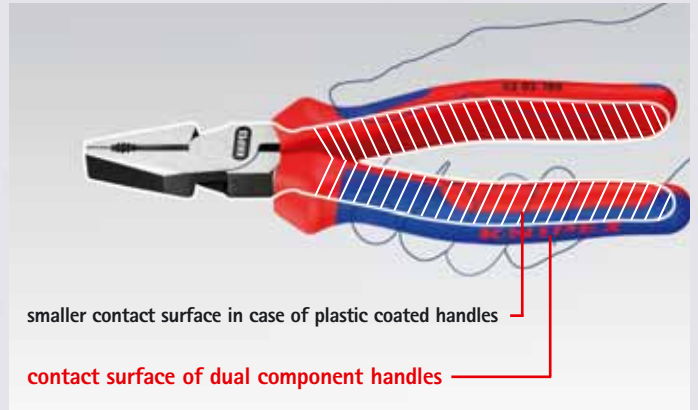
<p>$F_2 = 3971\text{ N}$ $l_2 = 21\text{ mm}$</p> <p>High Leverage Concretors' Nippers: 27% saving in power</p> <p>$l_1 = 250\text{ mm}$</p> <p>$F_1 = 300\text{ N}$</p>	<p>KNIPEX "CoBolt": 61% saving in power</p>
--	---

Cutting through 3-mm-diameter (1/8" dia.) binding wire using a **High Leverage Concretor's Nipper** requires only 300 N (30.0 kp) force as opposed to 412 N (41.2 kp) with a normal Concretor's Nipper of the same length.

Cutting through 2-mm-diameter (1/16" dia.) piano wire using the **KNIPEX "CoBolt"** requires only 192 N (19.2 kp) force as opposed to 499 N (49.9 kp) with a High Leverage Diagonal Cutter of the same length.



A particularly advantageous solution for favourable hand positioning is offered by the Ratchet Action Cable Cutter Art No. 95 31 with a two-stage mechanism. Depending on the required hand force, a lower (one-stage mode) or higher (two-stage model) handle distance can be selected.



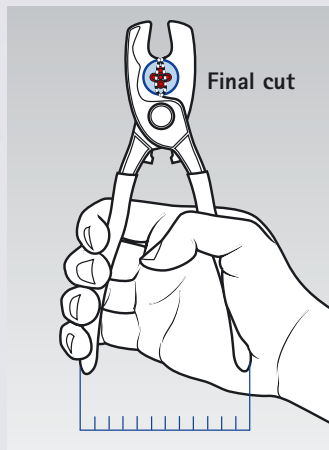
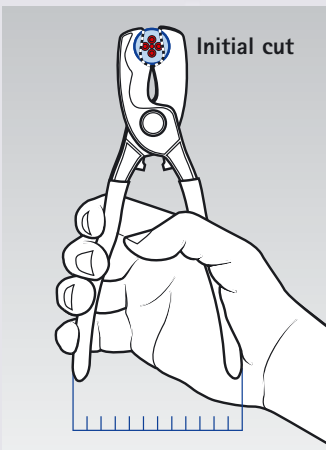
The contact surfaces in pliers with two-colour dual component handles are more than twice as large as pliers with plastic coated handles. The force is distributed to across larger surface – this reduces the pressure correspondingly.

Gentle on the wrist

A lot of KNIPEX pliers are available with various plier head shapes and positions. This means that the plier can be adapted to the application and the hand held in a natural and strain-relieving position. Also, the spacing between the handles is engineered to ensure the best possible deployment of force (too wide or too narrow a space between the handles makes it more difficult to apply the required force).

Hand-compatible handle design

The shaping and material designing of KNIPEX multi-component handles are the result of extensive studies into gripping patterns and movement flows when working with pliers. The hand force is distributed over as large a surface as possible which permits a high transfer of force and prevents pressure points forming on the hand. The handles have different zones which make allowance for the interaction between hand and handle and their different aspects: holding – sliding – guiding.



The cable shears 95 11 200 with twin cutting edge makes it possible to cut through cables of up to 20 mm in diameter. Due to the two stage cutting process, the handles always remain in an ergonomic position when force is applied, even when used on large cross-sections.



1 Positioning and supporting zone
The shape of the upper part of the handle offers support, especially where forces take effect in a longitudinal direction.

2 Gripping zone
Use of softer material with a better grip where force needs to be applied and slipping prevented.

3 Movement zone
Use of harder material with less friction where the hand needs to move along the handle



Examples of specially designed plier heads for work in confined working areas



High Leverage Diagonal Cutter Article No. 74 with angled head



01

01 Combination Pliers, Chrome Vanadium

DIN ISO 5746



01 06 190

- ▶ for heaviest duty
- ▶ with gripping zones for flat and round material, suitable for versatile use
- ▶ with cutting edges for soft, hard and piano wire
- ▶ long cutting edges for thicker cables
- ▶ cutting edges additionally induction hardened, cutting edge hardness approx. 64 HRC
- ▶ particularly wear resistant gripping jaws due to additional hardening; hardness of the gripping jaws approx. 53 HRC
- ▶ Chrome Vanadium electric steel, oil-hardened and tempered

Article-No.	EAN-Code	Head	Handles	Cutting capacities				g
				Ø mm	Ø mm	Ø mm	mm ²	
01 06 160	040729	chrome plated	insulated with two-colour dual component handles	2.0	1.5	10.0	16.0	210
190	040415	chrome plated	1000 V VDE-tested	2.5	2.0	13.0	25.0	300

08

08 Small Combination Pliers



08 05 110

- ▶ compact combination pliers for professionals and hobbyists
- ▶ with gripping zones for flat and round material, suitable for versatile use
- ▶ with cutting edges for soft and hard wire
- ▶ cutting edges additionally induction hardened, cutting edge hardness approx. 60 HRC
- ▶ Vanadium steel, oil-hardened and tempered
- Model 08 15 110:**
 - ▶ with leather pouch; a special gift

Article-No.	EAN-Code	Head	Handles	Cutting capacities				g
				Ø mm	Ø mm	Ø mm	mm ²	
08 05 110	034957	chrome plated	with two-colour dual component handles	2.5	1.6	9.0	10.0	90
08 15 110	015390	chrome plated	with two-colour dual component handles, with leather pouch	2.5	1.6	9.0	10.0	100

02 High Leverage Combination Pliers

DIN ISO 5746

- ▶ for heaviest duty
- ▶ 35% saving in power due to new, improved lever action
- ▶ with gripping zones for flat and round material, suitable for versatile use
- ▶ with cutting edges for soft, hard and piano wire
- ▶ long cutting edges for thicker cables
- ▶ cutting edges additionally induction hardened, cutting edge hardness approx. 64 HRC
- ▶ high grade special tool steel, oil-hardened and tempered

KNIPEX
special

KNIPEX High Leverage Combination Pliers with optimum position of the joint facilitate cutting as well as powerful gripping, bending and pulling.

Requires 35 % less effort

Cutting a hard wire of 2.0 mm dia. with a High Leverage Combination Plier of 180 mm length requires a handforce of only 318 N (31.8 kp) instead of 486 N (48.6 kp) with a common Combination Plier of same length.



02 01 180



02 02 180



02 05 180



02 06 200



02 07 225



Gripping zone for round material



Induction hardened cutting edges also suitable for piano wire

Article-No.	EAN-Code	Head	Handles	Cutting capacities				g
				⊘ mm	⊘ mm	⊘ mm	mm ²	
02 01 180	013174	polished	plastic coated	2.5	2.0	11.5	16.0	205
200	013181			2.8	2.2	13.0	25.0	280
225	013198			3.0	2.5	14.0	25.0	360
02 02 180	034896	polished	with two-colour dual component handles	2.5	2.0	11.5	16.0	235
200	034902			2.8	2.2	13.0	25.0	330
225	043379			3.0	2.5	14.0	25.0	400
02 05 180	043072	chrome plated	with two-colour dual component handles	2.5	2.0	11.5	16.0	235
200	043089			2.8	2.2	13.0	25.0	330
225	010005			3.0	2.5	14.0	25.0	400
02 06 180	010012	chrome plated	insulated with two-colour dual component handles	2.5	2.0	11.5	16.0	240
200	010029			2.8	2.2	13.0	25.0	335
225	010036		▲ 1000 V VDE-tested	3.0	2.5	14.0	25.0	405
02 07 200	022299	chrome plated	plastic dipped insulated	2.8	2.2	13.0	25.0	385
225	022305		▲ 1000 V VDE-tested	3.0	2.5	14.0	25.0	490



Powerful gripping, pulling and bending thanks to high leverage

03

03 Combination Pliers

DIN ISO 5746

- ▶ with gripping zones for flat and round material, suitable for versatile use
- ▶ with cutting edges for soft and hard wire
- ▶ long cutting edges for thicker cables
- ▶ cutting edges additionally induction hardened, cutting edge hardness approx. 60 HRC
- ▶ special tool steel, oil-hardened and tempered

03 01 180



03 02 180



03 05 180



03 06 180



Gripping zone for flat material



Gripping zone for round material



Cutting edges for wire and cable

Article-No.	EAN-Code	Head	Handles	Cutting capacities				g		
				⊘ mm	⊘ mm	⊘ mm	mm ²			
03 00 180	015161	polished	black atramentized	3.4	2.2	12.0	16.0	210		
200	015178			3.8	2.5	13.0	16.0	260		
250	015185			3.8	2.5	15.0	25.0	440		
03 01 140	015192	polished	plastic coated	2.8	1.8	9.0	10.0	110		
160	013235			3.1	2.0	10.0	16.0	180		
180	013242			3.4	2.2	12.0	16.0	220		
200	013259			3.8	2.5	13.0	16.0	280		
250	015222			3.8	2.5	15.0	25.0	480		
03 02 160	023203	polished	with two-colour dual component handles	3.1	2.0	10.0	16.0	215		
180	023197			3.4	2.2	12.0	16.0	260		
200	034940			3.8	2.5	13.0	16.0	330		
03 05 140	039730	chrome plated	with two-colour dual component handles	2.8	1.8	9.0	10.0	135		
160	039518			3.1	2.0	10.0	16.0	215		
180	034933			3.4	2.2	12.0	16.0	260		
200	041146			3.8	2.5	13.0	16.0	330		
03 06 160	021902	chrome plated	insulated with two-colour dual component handles	3.1	2.0	10.0	16.0	220		
180	021926			3.4	2.2	12.0	16.0	265		
200	033776			⚡ 1000 V	⚡ VDE-tested	3.8	2.5	13.0	16.0	335
03 07 160	015307			chrome plated	plastic dipped insulated	3.1	2.0	10.0	16.0	265
180	015314	⚡ 1000 V	⚡ VDE-tested			3.4	2.2	12.0	16.0	305
200	015321	3.8	2.5			13.0	16.0	380		
250	015345	3.8	2.5			15.0	25.0	610		



11 Wire Strippers



11 01 160



11 02 160



11 05 160



11 06 160




- ▶ for single, multiple and fine stranded conductors with plastic or rubber insulation max. 5.0 mm dia. or resp. 10.0 mm² cable cross section
- ▶ easy adjustment to the required diameter of solid or stranded wire with knurled screw and lock nut
- ▶ special tool steel, oil-hardened and tempered

Style 0:

- ▶ with opening spring

Style 1:

- ▶ without opening spring



Article-No.	EAN-Code	Style	Head	Handles	Stripping capacities			
					ø mm	mm ²	AWG	g
11 01 160	013556	0 MMMM	polished	plastic coated	5.0	10.0	7	135
11 02 160	023180		polished	with two-colour dual component handles				160
11 05 160	039570		chrome plated	with two-colour dual component handles				160
11 06 160	021933		chrome plated	insulated with two-colour dual component handles				165
11 07 160	015499		chrome plated	plastic dipped insulated	▲ 1000 V	▲ VDE-tested		195
11 12 160	034964		1	polished	with two-colour dual component handles			
11 15 160	042471	chrome plated		with two-colour dual component handles				160
11 17 160	015505	chrome plated		plastic dipped insulated				195
		▲ 1000 V		▲ VDE-tested				

11 Electronics Wire Stripper



11 92 140

- ▶ for single, multiple and fine stranded cables with 0.1 up to 0.8 mm dia. with plastic or rubber insulation
- ▶ easy adjustment to the required diameter of solid or stranded wire with knurled screw and lock nut
- ▶ with opening spring
- ▶ the polish together with a fine film of oil offer the best possible rust protection - no circuit faults caused by peeling chrome from plated tools
- ▶ special tool steel, oil-hardened and tempered

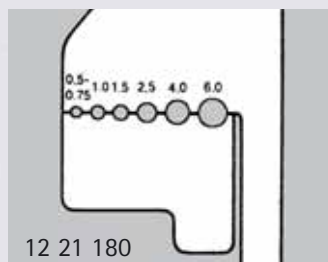
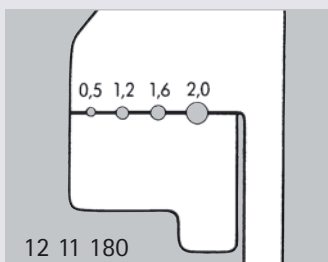
Article-No.	EAN-Code	Head	Handles	Stripping capacities	g
Length mm	4003773-			ø mm	g
11 92 140	016908	polished	with two-colour dual component handles	0.1 - 0.8	100

12 Automatic Insulation Strippers



12 11 180

- ▶ with replaceable blades of special steel for 4 and 6 positions resp. for different wire cross sections
- ▶ leaves wire undamaged; even multi-stranded conductors are stripped gently
- ▶ during stripping, the wire is held firmly by clamping jaws
- ▶ with length stop for constant stripping length during repetitive work
- ▶ a spring leads the stripper back to the starting position
- ▶ strong light-metal body



Article-No.	EAN-Code	Head	Handles	Stripping capacities		g
Length mm	4003773-			ø mm	mm ²	g
12 11 180	000792	nickel plated	plastic handles	0.5/1.2/ 1.6/2.0		400
12 21 180	000815	nickel plated	plastic handles		0.5-0.75/1.0/ 1.5/2.5/4.0/6.0	400
12 19 180	022145	1 pair of spare blades for 12 11 180				
12 29 180	022152	1 pair of spare blades for 12 21 180				



12

12 Universal Insulation Strippers, particularly suitable for Teflon®



12 12 02



12 12 06

- ▶ with new stripping mechanism
- ▶ precise blade shapes prevent damage to the conductor and make it easy to strip difficult insulating materials such as Teflon®, silicone and rubber
- ▶ leaves wire undamaged; even multi-stranded conductors are stripped gently
- ▶ with length stop for constant stripping length during repetitive work
- ▶ 4 replaceable blades
- ▶ smoothly operating mechanism
- ▶ compact design, lightweight construction
- ▶ high operation comfort thanks to handy shape

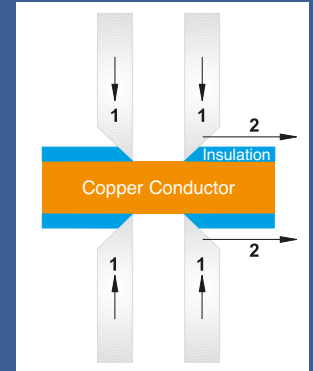
Model 12 12 02:

- ▶ with additional cable guide for exact positioning of the conductor in the stripping area of the blade


special

KNIPLEX


Two pairs of blades (1) cut the insulation to a complete extent. Then the blade pairs move apart, and thus the insulation is removed form-fit (2). The plier opens automatically after the stripping procedure.



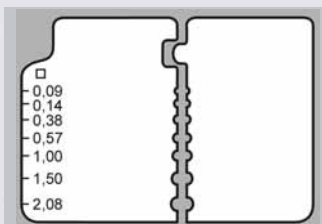
12 12 02 with cable guide and length stop



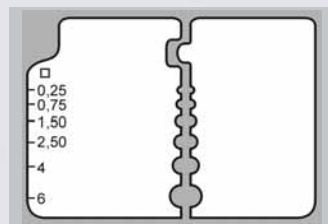
Precise cutting of the insulation to a complete extent



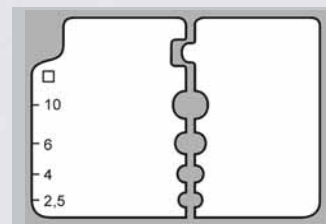
Positive stripping thanks to precise shape of the blades



12 12 02



12 12 06



12 12 10

Article-No.	EAN-Code	Head	Handles	Stripping capacities		Length	g
				mm ²	AWG		
12 12 02	4003773-048077	nickel plated	two-colour dual component handles	0.03 - 2.08	32 - 14	195	430
12 12 06	049005	nickel plated	two-colour dual component	0.14 - 6.00	26 - 10	195	430
12 12 10	049012	nickel plated	two-colour dual component	2.50 - 10.00	13 - 7	195	430
12 19 02	049036	spare blades for 12 12 02					
12 19 06	049043	spare blades for 12 12 06					
12 19 10	049050	spare blades for 12 12 10					


Teflon® is a registered Trademark of E. I. du Pont de Nemours and Company

12 Self-Adjusting Insulation Strippers

patented



12 40 200




0.03 - 10.0 mm²



Adjustable length stop



Precise stripping prevents damage to the conductor



Wire cutter for multiple strand wire cables up to 10.0 mm²

- ▶ for single, multiple and fine-stranded wire cables with plastic or rubber insulation
- ▶ adjusts automatically to the respective cable cross-section, which prevents damage to the conductor
- ▶ cutting depth can be adjusted for different insulation materials
- ▶ with wire cutter for copper and aluminium wires, multiple strand up to 10 mm² and single strand up to 6 mm²
- ▶ smoothly operating mechanism
- ▶ easily interchangeable blades and plastic jaws
- ▶ low weight
- ▶ body made of tough fibreglass reinforced plastic

special
KNIPEX

KNIPEX Self-Adjusting Insulation Strippers are indispensable for the electrical installation; fast and secure working in a large range of application.

Model 12 40 200:

- ▶ range of application: conductors 0.03 - 10.0 mm²
- ▶ for thin ribbon cables up to 10.0 mm width in a single pass
- ▶ length stop adjustable from 3.0 - 18.0 mm and easily interchangeable

Model 12 50 200:

- ▶ range of application: conductors 2.5 - 16.0 mm²

Article-No.	EAN-	Stripping capacities		Length stop	
Length	Code				
mm	4003773-	mm ²	AWG	mm	g
12 40 200	026662	0.03-10.0	32 - 7	3.0-18.0	200
12 49 01	026679	spare blades	for 12 40 200		
12 49 02	026686	spare clamping jaws	for 12 40 200		
12 49 03	026693	spare length stop	for 12 40 200		
12 50 200	034407	2.5-16.0	13 - 5		200
12 59 01	034414	spare blades	for 12 50 200		
12 59 02	034421	spare clamping jaws	for 12 50 200		

12 Self-Adjusting Insulation Stripper



12 60 135

- ▶ for single, multiple and fine-stranded wire cables with plastic or rubber insulation of 0.08 - 1.0 mm²
- ▶ adjusts automatically to the respective cable cross-section, which prevents damage to the conductor
- ▶ for thin ribbon cables in a single pass
- ▶ with wire cutter for copper and aluminium wires, multiple strand up to 1.0 mm²
- ▶ length stop adjustable from 2.5 - 7.0 mm

- ▶ easily exchangeable blades
- ▶ smoothly operating mechanism
- ▶ low weight
- ▶ body made of tough fibreglass reinforced plastic

Article-No.	EAN-	Stripping capacities		Length stop	
Length	Code				
mm	4003773-	mm ²	AWG	mm	g
12 60 135	022169	0.08-1.0	28 - 17	2.5-7.0	90
12 69 135	022176	spare blades for 12 60 135			




Adjusts automatically to the respective cable cross-section from 0.08 - 1.0 mm²

"Multistrip 10", Self-Adapting Universal Insulation Stripper


patentiert




12 42 195




0,03 - 10,0 mm²



Wire cutter for multiple stranded wire cables up to 10.00 mm²



Steel restrain jaws with cutting edges avoid skidding of the cable



Precise stripping from 0.03 up to 10.0 mm²



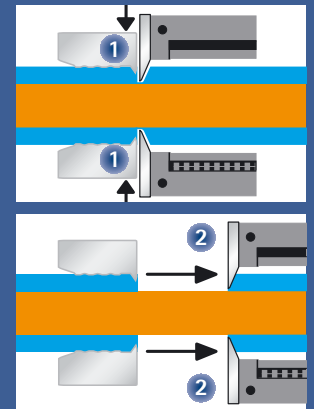
Opens automatically once the stripping operation is completed

Article-No.	EAN-Code	Stripping capacities		g
Length mm		mm ²	AWG	
12 42 195	054580	0.03-10.0	32-7	300
12 49 21	057581	spare blades		
12 49 22	057598	spare clamping jaws		
12 49 23	057604	spare length stop		

- ▶ fully automated adjustment to different cross-section depending insulation thicknesses throughout the stripping range from 0.03 - 10.0 mm²
- ▶ the so far common fine adjustment of the tool is no longer necessary due to the unique self-feeding of the cutting depth preventing damage to the conductor
- ▶ the steel-made clamping jaws with integrated cutting edges very often also allow professional stripping of cables with demanding insulating materials like Teflon® and Radox®
- ▶ with wire cutter for copper and aluminium wires, multiple stranded up to 10 mm² and single stranded up to 6 mm²
- ▶ smoothly operating mechanism
- ▶ easily interchangeable screw-on style blades, length stop and cutting-clamping jaws
- ▶ body made of tough fibreglass
- ▶ reinforced plastic with ergonomic soft compound zone on the handle area

KNIPEX special

The cutting edges at the steel clamping jaws (1) firmly restrain the insulated cable and avoid skidding. The stripping blades (2) cut to the correct depth and remove the insulation cleanly without any manual adjustment.



Teflon® is a registered Trademark of E. I. du Pont de Nemours and Company

Radox® is a registered Trademark of Huber & Suhner AG

Self-Adjusting Insulation Stripper



12 62 180



0.2 - 6.0 mm²



Precise stripping from 0.2 up to 6.0 mm²

Article-No.	EAN-Code	Abisolierwerte		g
Length mm		mm ²	AWG	
12 62 180	054573	0.2-6.0	24-10	180
12 69 21	060093	spare blades		

- ▶ compact standard tool at a favourable price for all current cable cross-sections and insulating materials
- ▶ for single, multiple and fine stranded cables of 0.2 up to 6.0 mm² with standard insulation
- ▶ adjusts automatically to the respective cable cross-section, which prevents damage to the conductor
- ▶ high operation comfort thanks to handy shape and low weight
- ▶ narrow head style for use in confined areas
- ▶ with wire cutter for copper and aluminium wires up to 2.5 mm²
- ▶ with adjustable length stop from 6.0 - 18.0 mm for constant stripping length during repetitive work
- ▶ easily exchangeable blades
- ▶ body made of tough, fibreglass reinforced plastic with ergonomic soft plastic gripping zone in the handle



Wire cutter up to 2.5 mm²



Stripping in confined areas

12 Mini Stripping Tool



- ▶ for stripping thin copper conductors of 0.25 - 0.8 mm dia.
- ▶ precise stripping because of the tool's stepwise adjustment to the conductor's diameter
- ▶ with wire cutter
- ▶ adjustable length stop from 4.0 - 15.0 mm

- ▶ with locking device
- ▶ shock-resistant plastic body

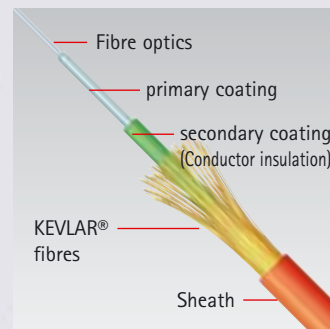
12 80 100 SB

Article-No.	EAN-Code	Stripping capacities		
Length mm	4003773-Code	ø mm	AWG	g
12 80 100 SB	043119	0.25 - 0.8	30 - 20	50

12 Wire Stripper for Fibre Optics



- ▶ to remove primary and secondary coating of fibre optics
- ▶ burnished head, handles coated with soft plastic



12 82 130 SB

Article-No.	EAN-Code	Stripping capacities		
Length mm	4003773-Code	ø mm		g
12 82 130 SB	050094	primary coating 0.125, secondary coating 0.25		55

KEVLAR® is a registered Trademark of E. I. du Pont de Nemours and Company

12 Stripping Tool for Fibre Optics



- ▶ to remove primary coating of fibre optics 0.125 mm dia.
- ▶ blade dia. 0.18 mm, hole for cable feeding 0.30 mm dia.
- ▶ adjustable length stop
- ▶ shock-resistant plastic body

12 85 100 SB

Article-No.	EAN-Code	Stripping capacities		
Length mm	4003773-Code	ø mm		g
12 85 100 SB	043126	to remove primary coating of fibre optics 0.125 mm dia.		40



Removes precisely the primary coating from fibre optics

13

13 Electricians' Pliers



13 01 160




13 02 160



- ▶ the ideal plier for cable work
- ▶ for gripping and bending wire
- ▶ for cutting soft, medium and hard wire
- ▶ precision cutting edges additionally induction hardened, cutting edge hardness approx. 60 HRC
- ▶ with precision stripping holes
- ▶ for crimping end sleeves (ferrules)
- ▶ high grade special tool steel, oil-hardened and tempered

Model 13 01 614:

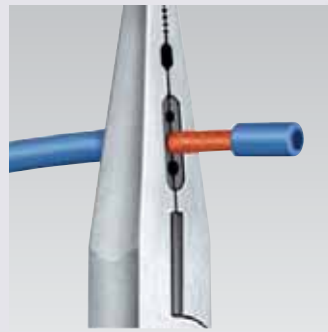
- ▶ for AWG 10/12/14



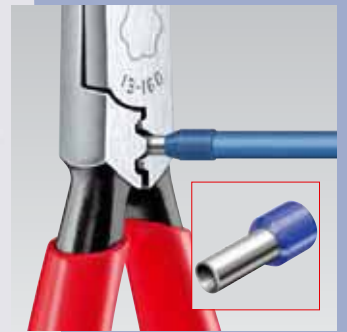
Gripping



Cutting



Stripping



Crimping

Article-No.	EAN-Code	Head	Handles	Stripping capacities	△△
Length	Code				
mm/Zoll	4003773-			mm ² AWG	g
13 01 160	010210	polished	plastic coated	0.5-0.75/1.5/2.5	110
13 01 614	040231	polished	plastic coated	10/12/14	110
13 02 160	010470	polished	with two-colour dual component handles	0.5-0.75/1.5/2.5	150

13

13 Universal Plier for Data Cable, STP



13 72 160 SB

- ▶ for cutting the whole cable, the single conductor, the shield and the plastic core
- ▶ steel point at the joint for longitudinal scratching of the shield foil
- ▶ prismatic blades below the joint for dismantling the cables
- ▶ special tool steel, oil-hardened

Article-No.	EAN-Code	Head	Handles	△△
Length	Code			
mm	4003773-			g
13 72 160 SB	052319	burnished	with two-colour dual component handles	80



Smooth and clean dismantling of data cables

14 Diagonal Insulation Strippers



14 22 160



14 26 160

- ▶ the essential plier for electrical installation work
- ▶ precision stripping holes for single (solid) conductors of 1.5 and 2.5 mm²
- ▶ induction hardened precision blades for soft wire up to 4.0 mm dia., cutting edge hardness approx. 60 HRC
- ▶ Vanadium electric steel, oil-hardened and tempered

Article-No.	EAN-Code	Head	Handles	Stripping capacities		
				mm ²	AWG	g
14 22 160	034988	polished	with two-colour dual component handles	1.5 + 2.5	15 + 13	205
14 26 160	040279	chrome plated	insulated with two-colour dual component handles ⚡ 1000 V ⚡ VDE-tested	1.5 + 2.5	15 + 13	210



Multi-functional: cutting and stripping

15 Coated-Wire Stripping Tweezer



15 11 120

- ▶ for stripping off varnished insulation on copper wires
- ▶ blades for other wire diameters available as spare parts
- ▶ tweezer body made of spring steel

Article-No.	EAN-Code	Handles	Stripping capacities	
			ø mm	g
15 11 120	015550	plastic laminated handles	0.6	35
spare blades			for wires:	
15 19 005	021551		0.5	
006	021568		0.6	
008	021575		0.8	
010	021582		1.0	



Precisely milled blades for clean stripping

15 Insulation Strippers with opening spring

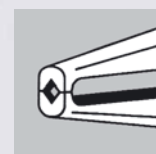


15 61 160

- ▶ for stripping thin wires
- ▶ accurate boring to match diameter of wire, precise stripping prism, non-adjustable
- ▶ with opening spring
- ▶ special tool steel, oil-hardened and tempered

Article-No.	EAN-Code	Style	Head	Handles	Stripping capacities	
					ø mm	g
15 51 160	015567	WWM	polished	plastic coated	0.5	110
15 61 160	014843	WWM	polished	plastic coated	0.6	110
15 81 160	015574	WWM	polished	plastic coated	0.8	110

Dismantling and Cable Knives
see pages 131 - 133



16 Dismantling Tools

16 20 16 SB



16 20 165 SB



- ▶ for stripping all common round cables
- ▶ self-cocking holding lever
- ▶ with adjusting screw for cutting depth adaptation
- ▶ turnable blade for circular and longitudinal cutting
- ▶ spare blade inside the handle
- ▶ impact resistant plastic body made of wear-resistant polyamide
- ▶ secure grip due to soft component material on handle and holding lever to avoid slipping

Model 16 20 16 SB:

- ▶ for cables from 4.0 up to 16.0 mm dia.

Model 16 20 165 SB

- ▶ with knife and hook blade inclusive protective cap
- ▶ for cables from 8.0 up to 28.0 mm dia.

Model 16 20 28 SB:

- ▶ for cables from 8.0 up to 28.0 mm dia.



Self-turning drag blade for comfortable dismantling

Article-No.	EAN-Code	Handles	Stripping capacities		
			Length mm	ø mm	ø Inch
16 20 16 SB	060451	shock-resistant plastic body	4.0 - 16.0	5/16 - 1 1/8	80
16 20 165 SB	043133	shock-resistant plastic body	8.0 - 28.0	5/16 - 1 1/8	100
16 20 28 SB	060468	shock-resistant plastic body	8.0 - 28.0	5/16 - 1 1/8	80
16 29 165	043140	spare blade			

16 Dismantling Tool

16 30 135 SB



- ▶ for dismantling round PVC, rubber, silicone, PTFE cables from 6.0 - 29.0 mm dia.
- ▶ self-cocking holding lever
- ▶ with knurled nut for cutting depth adjustment
- ▶ changing from circular to longitudinal cutting by turning the tool body
- ▶ spiral cutting for longer stripping areas
- ▶ shock-resistant plastic body
- ▶ exchangeable blade



Adjustable cutting depth for precise dismantling

Article-No.	EAN-Code	Handles	Stripping capacities		
			Length mm	ø mm	ø Inch
16 30 135 SB	026907	shock-resistant plastic body	6.0 - 29.0	15/64 - 1 9/64	115
16 39 135	027317	spare blade			

16 Dismantling Tool



16 40 150

- ▶ for dismantling round cables exceeding 25.0 mm dia.
- ▶ removes all kinds of insulation layers
- ▶ suitable for longitudinal and circular cutting
- ▶ cutting depth can be adjusted up to 5 mm
- ▶ replaceable blade (both sides can be used)

- ▶ tool body made of fibreglass reinforced polyamide



Adjustable cutting depth

Article-No.	EAN-Code	Handles	Stripping capacities		
			Length mm	Length mm	g
16 40 150	026709	fibreglass reinforced polyamide	for round cables over 25.0	1.0	210
16 49 150	026716	spare blade			



Setting the tool for longitudinal cut



Longitudinal cut



Turning the tool for circular cut

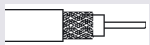


Circular cut

16 Coax-Stripping Tool



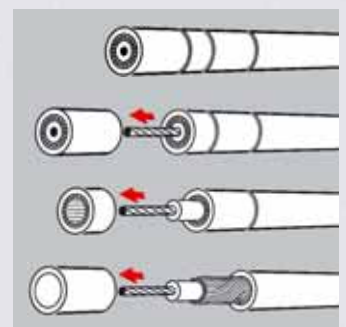
16 60 05 SB



- ▶ for stripping Coax-cables (RG 58, RG 59 and RG 62)
- ▶ for stripping outer sheath, shield and dielectricum in one operating cycle
- ▶ with three built-in blades
- ▶ the cutting depth of each blade can be adjusted individually by means of a hexagonal Key (Allen Key)
- ▶ the blade spacing remains constant
- ▶ tool body made of plastic



3 stripping steps in one operation



Dismantling of a Coax-cable in three steps

Article-No.	EAN-Code	Cabel	Stripping capacities	
			Length mm	g
16 60 05 SB	044888	RG 58, RG 59 and RG 62	105	65

16

16 Coax-Stripping Tool

16 60 100 SB



- ▶ for dismantling and stripping all common Coax-cables between 4.8 - 7.5 mm dia. (e. g. for TV- and satellite antenna), also suitable for PVC round cable 3 x 0.75 mm²
- ▶ with linear scale 5.0 - 20.0 mm
- ▶ double shell, folding back stripping tool
- ▶ with opening spring and locking device
- ▶ tool body made of fibreglass reinforced polyamide



Dismantling a Coax-cable 4.8 - 7.5 mm Ø



Stripping the conductor of a Coax-cable

Article-No.	EAN-	Stripping capacities			△
Length	Code				
mm	4003773-	Ø mm	Ø Inch	g	
16 60 100 SB	040811	4.8 - 7.5	5/32 - 19/64	35	
		round cables 3 x 0.75 mm ²			

16

16 Stripping Tool for Data Cable

16 65 125 SB



- ▶ for dismantling UTP + STP data cable between 5.0 and 15.0 mm dia.
- ▶ double shell, folding back stripping tool
- ▶ with opening spring and locking device
- ▶ practical clip for safe transport and fastening to the working clothes
- ▶ tool body made of fibreglass reinforced polyamide

Article-No.	EAN-	Stripping capacities			△
Length	Code				
mm	4003773-	Ø mm	Ø Inch	g	
16 65 125 SB	043157	5.0 - 15.0 UTP + STP	13/64 - 19/32	65	



Stripping of UTP/STP data cables between 5.0 - 15.0 mm dia.

16

16 Universal Stripping Tools

16 80 125 SB



- ▶ for dismantling and stripping all common round and damp-proof installation cables between 8.0 - 13.0 mm dia. (e. g. 3 x 1.5 mm² up to 5 x 2.5 mm²)
- ▶ also for use in conduit and distribution boxes
- ▶ double shell, folding back stripping tool
- ▶ with opening spring and locking lever
- ▶ practical clip for safe transport and fastening to working clothes
- ▶ tool body made of fibreglass reinforced polyamide

Model 16 85 125 SB:

- ▶ with additional blade for longitudinal cuts
- ▶ telescopic blade inside
- ▶ stripping device for cross-sections 0.2 - 0.3 - 0.8 - 1.5 - 2.5 - 4.0 mm²



Stripping of round cables between 8.0 - 13.0 mm dia.

Article-No.	EAN-	Stripping capacities			△
Length	Code				
mm	4003773-	Ø mm	Ø Inch	mm ²	g
16 80 125 SB	040828	round cables 8.0 - 13.0	5/16 - 33/64		65
		(3 x 1.5 mm ²)			
16 85 125 SB	060444	up to 5 x 2.5 mm ²)		0.2/0.3/0.8/1.5/2.5/4.0	65



20 Flat Nose Pliers

DIN ISO 5745

- ▶ short, flat jaws
- ▶ serrated gripping surfaces
- ▶ special tool steel, oil-hardened and tempered



20 01 160



20 02 160



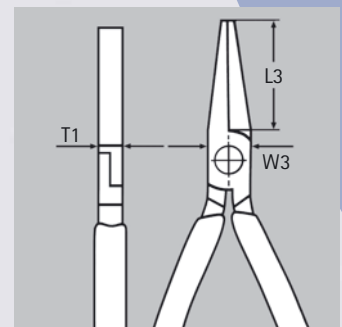
20 05 160



20 06 160



Article-No.	EAN-Code	Head	Handles	Dimensions			⚖
				L3	W3	T1	
	Length						
	mm	4003773-		mm	mm	mm	g
20 01	125 014447	polished	plastic coated	27.0	14.5	8.0	80
	140 014454			28.0	15.5	9.5	110
	160 015017			30.0	17.0	9.5	140
	180 015666			35.0	19.0	10.0	190
	200 015673			38.0	21.0	12.0	275
20 02	140 043386	polished	with two-colour	28.0	15.5	9.5	145
	160 035008		dual component handles	30.0	17.0	9.5	170
20 05	140 042464	chrome	with two-colour	28.0	15.5	9.5	145
	160 042457	plated	dual component handles	30.0	17.0	9.5	170
20 06	160 033783	chrome plated	insulated with two-colour dual component handles	30.0	17.0	9.5	175
			⚡ 1000 V VDE-tested				



22 Round Nose Pliers

DIN ISO 5745

- ▶ for forming wire loops
- ▶ precision ground, short, round jaws
- ▶ smooth tips
- ▶ special tool steel, oil-hardened and tempered



22 01 160




22 02 160



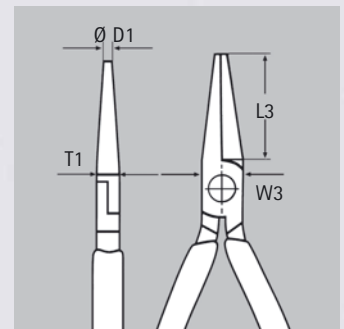
22 05 160



22 06 160




Article-No.	EAN-Code	Head	Handles	Dimensions				⚠
				L3	W3	D1	T1	
Length mm	4003773-			mm	mm	∅ mm	mm	g
22 01 125	014461	polished	plastic coated	27.0	14.5	2.0	8.0	70
140	013013			28.0	16.5	2.5	9.5	100
160	015024			30.0	18.0	3.0	9.5	140
180	015819			35.0	21.0	3.5	10.5	180
22 02 140	043430	polished	with two-colour	28.0	16.5	2.5	9.5	135
160	023173		dual component handles	30.0	18.0	3.0	9.5	165
22 05 140	042891	plated	dual component handles	28.0	16.5	2.5	9.5	135
160	042907			30.0	18.0	3.0	9.5	165
22 06 160	033790	chrome plated	insulated with two-colour dual component handles ⚡ 1000 V ⚠ VDE-tested	30.0	18.0	3.0	9.5	170
22 07 160	015901	chrome plated	plastic dipped insulated ⚡ 1000 V ⚠ VDE-tested	30.0	18.0	3.0	9.5	205



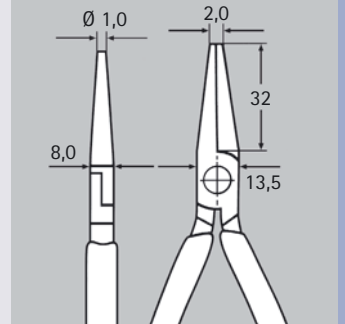

19

19 Jewellers Pliers, Round Nose Pliers



19 01 130


- ▶ for fine wire and jewellery work
- ▶ ideal for cutting and bending work, e.g. in electronics
- ▶ for forming wire loops
- ▶ precision ground round jaws with fine, pointed tips
- ▶ cutting edges additionally induction hardened, cutting edge hardness approx. 60 HRC
- ▶ Vanadin steel, oil-hardened and tempered



Article-No.	EAN-Code	Head	Handles	g
19 01 130	014478	polished	plastic coated	70
19 03 130	014348	chrome plated	plastic coated	70

23

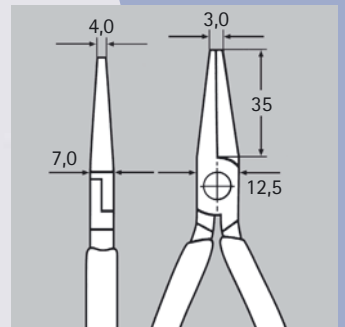
23 Flat Nose Plier with cutting edges, Precision Mechanics Plier



23 01 140



- ▶ suitable for gripping and cutting work in precision mechanics
- ▶ long, tapering jaws
- ▶ serrated gripping surfaces
- ▶ with cutting edges for soft wire 2.5 mm dia. and medium hard wire 1.6 mm dia.
- ▶ cutting edges additionally induction hardened, cutting edge hardness approx. 60 HRC
- ▶ high grade special tool steel, oil-hardened and tempered



Article-No.	EAN-Code	Head	Handles	g
23 01 140	015918	polished	plastic coated	65

25

25 Chain Nose Side Cutting Pliers, Radio Pliers

DIN ISO 5745

- ▶ suitable for gripping and cutting work in precision mechanics
- ▶ pointed, half-round jaws
- ▶ serrated gripping surfaces
- ▶ with cutting edges for medium hard and hard wire
- ▶ cutting edges additionally induction hardened, cutting edge hardness approx. 61 HRC
- ▶ high grade special tool steel, oil-hardened and tempered



25 01 160



Style 0: straight jaws



25 02 160



Style 0: straight jaws



25 06 160



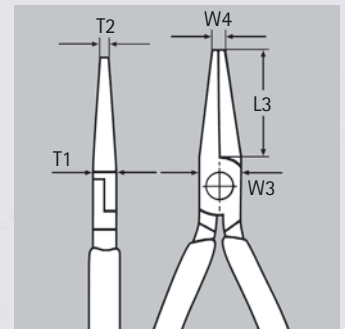
Style 0: straight jaws



25 26 160



Style 2: 40° bent jaws



Article-No.	EAN-Code	Style	Head	Handles	Cutting capacities		Dimensions					g
					mm	mm	L3	W3	T1	W4	T2	
25 01 125	015932	0	polished	plastic coated	2.2	1.6	27.0	13.0	7.0	2.5	1.8	70
140	013082				2.5	1.6	42.0	15.0	8.0	2.5	2.0	90
160	013099				2.5	1.6	50.0	16.5	9.5	3.0	2.5	115
25 02 140	023159	0	polished	with two-colour dual component handles	2.5	1.6	42.0	15.0	8.0	2.5	2.0	110
160	023166				2.5	1.6	50.0	16.5	9.5	3.0	2.5	145
25 03 125	015956				2	chrome plated	plastic coated	2.2	1.6	27.0	13.0	7.0
160	014492	2.5	1.6	50.0				16.5	9.5	3.0	2.5	115
25 05 140	035015	2	chrome plated	with two-colour dual component handles	2.5	1.6	42.0	15.0	8.0	2.5	2.0	110
160	022817				2.5	1.6	50.0	16.5	9.5	3.0	2.5	145
25 06 160	033806	2	chrome plated	insulated with two-colour dual component handles ⚡ 1000 V ⚡ VDE-tested	2.5	1.6	50.0	16.5	9.5	3.0	2.5	150
25 21 160	015994	2	polished	plastic coated	2.5	1.6	50.0	16.5	9.5	3.0	2.5	115
25 25 160	016007				chrome plated	with two-colour dual component handles	2.5	1.6	50.0	16.5	9.5	3.0
25 26 160	052111	2	chrome plated	insulated with two-colour dual component handles ⚡ 1000 V ⚡ VDE-tested	2.5	1.6	50.0	16.5	9.5	3.0	2.5	150

∠ 40°

26

26 Snipe Nose Side Cutting Pliers, Stork Beak Pliers

DIN ISO 5745

- ▶ high loadable, elastic precision points
- ▶ half-round, long jaws
- ▶ serrated gripping surfaces
- ▶ with cutting edges for medium hard wire max. dia. 3.2 mm and hard wire max. dia. 2.2 mm
- ▶ cutting edges additionally induction hardened, cutting edge hardness approx. 61 HRC
- ▶ Vanadium steel, oil-hardened and tempered

KNIPLEX special

KNIPLEX Snipe Nose Side Cutting Pliers (Stork Beak Pliers) are forged from Vanadium steel and carefully hardened. The slim precision tips withstand high demands, particularly bending loads.

26 12 200



Style 1: straight jaws

26 15 200



Style 1: straight jaws

26 22 200



Style 2: 40° bent jaws

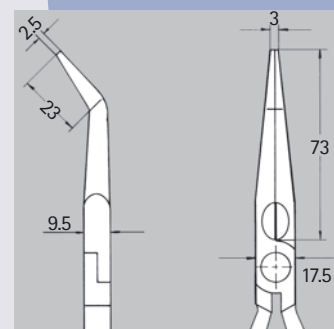
26 26 200



Style 2: 40° bent jaws



High loadable elastic precision tips



Article-No.	EAN-Code	Style	Head	Handles	g
	Length mm				
	Code 4003773-				
26 11 200	013105	1	polished	plastic coated	170
26 12 200	023142		polished	with two-colour dual component handles	200
26 13 200	016038	2	chrome plated	plastic coated	170
26 15 200	035022		chrome plated	with two-colour dual component handles	200
26 16 200	022831		chrome plated	insulated with two-colour dual component handles	205
26 17 200	016069		chrome plated	plastic dipped insulated ▲ 1000 V ▲ VDE-tested	225
26 21 200	013112	2	polished	plastic coated	170
26 22 200	023135		polished	with two-colour dual component handles	200
26 23 200	016076		chrome plated	plastic coated	170
26 25 200	035039		chrome plated	with two-colour dual component handles	200
26 26 200	022855		chrome plated	insulated with two-colour dual componentsleeves	205
26 27 200	016090		▲ 1000 V ▲ VDE-tested	plastic dipped insulated	225
			▲ 1000 V ▲ VDE-tested		

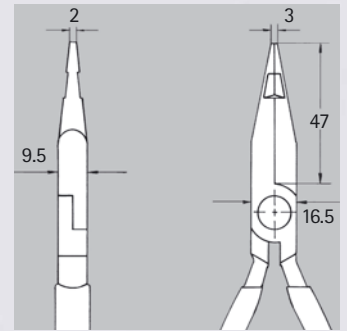
27

27 Telephone Plier with center cutter



- ▶ grips and separates single wires in cable trees
- ▶ with center cutter for soft wire
- ▶ half-round jaws
- ▶ serrated gripping surfaces
- ▶ Chrome Vanadium electric steel, oil-hardened and tempered

27 01 160



Article-No.	EAN-	Head	Handles	g
Length	Code			
mm	4003773-			
27 01 160	016106	polished	plastic coated	120

28

28 Assembly Pliers



- ▶ specially suitable for gripping adjusting and assembly work with a higher prehensile power
- ▶ serrated gripping surfaces
- ▶ special tool steel, oil-hardened and tempered

28 01 200



Style 0: flat, wide jaws



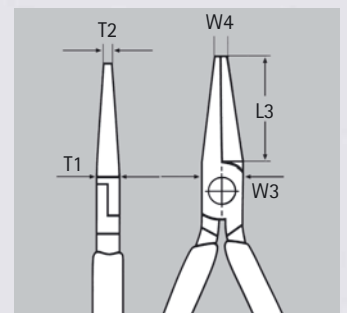
- Style 2:**
- ▶ half-round jaws

28 21 200



Style 2: half-round jaws

Article-No.	EAN-	Style	Head	Handles	Dimensions					g
					L3	W3	T1	W4	T2	
Length	Code				mm	mm	mm	mm	mm	
mm	4003773-									
28 01 200	013020	0	polished	plastic coated	33.0	13.5	10.5	4.0	10.5	200
28 03 200	016144		chrome plated	plastic coated	33.0	13.5	10.5	4.0	10.5	200
28 21 200	028246	2	polished	plastic coated	34.0	13.5	10.5	3.0	3.0	190



29

29 Telephone Pliers without side cutter

DIN ISO 5745

- ▶ gripping surfaces cross cut
- ▶ Chrome Vanadium electric steel, oil-hardened and tempered



29 11 160



Style 1: flat, wide jaws



29 25 160



Style 2: half-round jaws

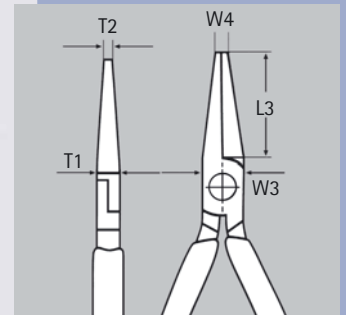
Style 1:

- ▶ flat, wide jaws

Style 2:

- ▶ half-round jaws
- ▶ extra slim, fine tips; also suitable for soldering work

Article-No.	EAN-Code	Style	Head	Handles	Dimensions					g
					L3	W3	T1	W4	T2	
Length Code										
mm 4003773-										
29 11 160	016175	1	polished	plastic coated	55.0	14.0	8.0	2.5	8.5	110
29 21 160	016199	2	polished	plastic coated	54.0	14.0	9.0	2.0	2.0	120
29 25 160	043478	2	chrome plated	with two-colour dual component handles	54.0	14.0	9.0	2.0	2.0	145



31

31 Grab Pliers, Needle Nose Pliers

- ▶ precision pliers for very exact assembly, bending and adjusting work
- ▶ with extra long jaws: length of jaws 55.0 mm
- ▶ smooth ground gripping surfaces
- ▶ edges carefully deburred
- ▶ Chrome Vanadium electric steel, oil-hardened and tempered



31 11 160



Style 1: straight jaws



31 25 160



Style 2: 45° bent jaws

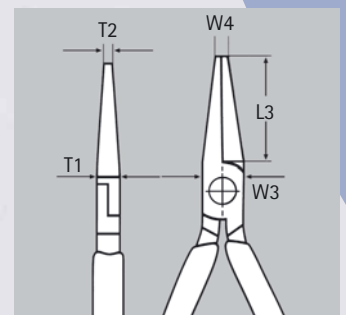
Style 1:

- ▶ straight jaws

Style 2:

- ▶ 45° bent jaws

Article-No.	EAN-Code	Style	Head	Handles	Dimensions					g
					L3	W3	T1	W4	T2	
Length Code										
mm 4003773-										
31 11 160	016441	1	polished	plastic coated	55.0	15.0	7.5	2.0	2.5	100
31 15 160	016465	1	chrome plated	with two-colour dual component handles	55.0	15.0	7.5	2.0	2.5	120
31 21 160	013075	2	polished	plastic coated	55.0	15.0	7.5	2.0	2.5	100
31 25 160	016489	2	chrome plated	with two-colour dual component handles	55.0	15.0	7.5	2.0	2.5	120



30

30 Long Nose Pliers, without side cutter

DIN ISO 5745

- ▶ heavy duty and wear resisting
- ▶ different jaw styles
- ▶ Chrome Vanadium electric steel, oil-hardened and tempered



30 11 160



Style 1: long, trapezoidal jaws
serrated gripping surfaces

Style 1:

- ▶ long, trapezoidal jaws
- ▶ serrated gripping surfaces



30 25 160



Style 2: long, half-round jaws
serrated gripping surfaces

Style 2:

- ▶ long, half-round jaws
- ▶ serrated gripping surfaces



30 36 160

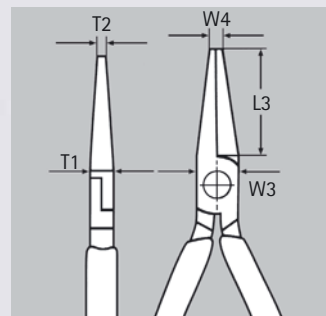


Style 3: long, round jaws
smooth gripping surfaces

Style 3:

- ▶ long, round jaws
- ▶ smooth gripping surfaces

Article-No.	EAN-Code	Style	Head	Handles	Dimensions					Δ
					L3	W3	T1	W4	T2	
					mm	mm	mm	mm	mm	g
30 11	140 013037	1	polished	plastic coated	42.0	15.0	8.0	2.5	4.0	90
	160 013044				46.5	16.5	9.5	3.0	5.0	120
	190 013051				50.0	18.5	8.0	3.0	7.0	140
30 13	140 016298	2	chrome plated	plastic coated	42.0	15.0	8.0	2.5	4.0	90
	160 016304				46.5	16.5	9.5	3.0	5.0	120
30 15	140 042914	3	chrome plated	with two-colour dual component handles	42.0	15.0	8.0	2.5	4.0	110
	160 035046				46.5	16.5	9.5	3.0	5.0	150
	190 001881				50.0	18.5	8.0	3.0	7.0	175
30 16	160 001904		chrome plated	insulated with two-colour dual component handles	46.5	16.5	9.5	3.0	5.0	155
				▲ 1000 V VDE-tested						
30 21	140 016328	2	polished	plastic coated	42.0	15.0	8.0	2.5	2.0	95
	160 016335				50.0	16.5	9.5	3.0	2.5	125
	190 016366				50.0	18.5	8.0	3.0	2.4	145
30 23	140 016373	3	chr. plated	plastic coated	42.0	15.0	8.0	2.5	2.0	95
30 25	140 001980		chrome plated	with two-colour dual component handles	42.0	15.0	8.0	2.5	2.0	115
	160 035060		50.0	16.5	9.5	3.0	2.5	155		
	190 043515		50.0	18.5	8.0	3.0	2.4	180		
30 31	140 016397	3	polished	plastic coated	37.5	15.0	8.0	4.0	2.0	85
	160 013006				41.0	16.5	9.5	5.0	2.5	110
30 33	140 016427				2	chrome plated	plastic coated	37.5	15.0	8.0
	160 016434	41.0	16.5	9.5				5.0	2.5	110
30 35	140 043102	3	chrome plated	with two-colour dual component handles	37.5	15.0	8.0	4.0	2.0	105
	160 035084				41.0	16.5	9.5	5.0	2.5	140
30 36	160 002123		chrome plated	insulated with two-colour dual component handles	41.0	16.5	9.5	5.0	2.5	145
				▲ 1000 V VDE-tested						



32

32 Relay Adjusting Pliers


DIN 5235

- ▶ for gripping components and wires of the smallest diameters and for bending contact and relay springs
- ▶ polished gripping surfaces
- ▶ edges carefully deburred
- ▶ Chrome Vanadium electric steel, oil-hardened and tempered

32 11 135



Style 1: flat, concave and pointed jaws



Style 1:

- ▶ flat, concave and pointed jaws

32 21 135



Style 2: flat, wide jaws



Style 2:

- ▶ flat, wide jaws

32 31 135



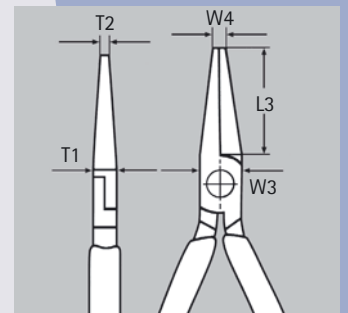
Style 3: 40° bent, flat, concave and trapezoidal jaws



Style 3:

- ▶ 40° bent, flat, concave and trapezoidal jaws

Article-No.	EAN-Code	Style	Head	Handles	Dimensions					Δ
					L3	W3	T1	W4	T2	
	Length	Code								
	mm	4003773-			mm	mm	mm	mm	mm	g
32 11 135	016496	1	polished	plastic coated	34.0	12.5	7.0	1.4	1.5	75
32 13 135	016519		chrome plated		34.0	12.5	7.0	1.4	1.5	75
32 21 135	016533	2	polished	plastic coated	34.0	12.5	7.0	1.4	3.5	75
32 23 135	016557		chrome plated		34.0	12.5	7.0	1.4	3.5	75
32 31 135	016588	3 	polished	plastic coated	32.0	12.5	7.0	1.4	3.5	75



33

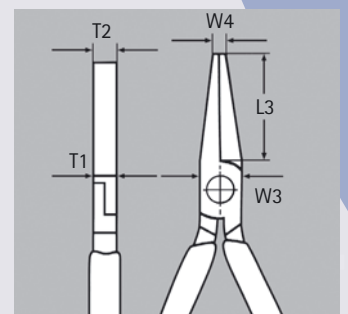
33 Duckbill Pliers

- ▶ duckbill shaped jaws 9 mm wide at the tip and tapering to 1.5 mm thickness
- ▶ smooth gripping surfaces
- ▶ Chrome Vanadium electric steel, oil-hardened and tempered

33 01 160



Article-No.	EAN-Code	Head	Handles	Dimensions					Δ	
				L3	W3	T1	W4	T2		
	Length	Code								
	mm	4003773-		mm	mm	mm	mm	mm	mm	g
33 01 160	016663	polished	plastic coated	55.0	15.0	7.5	3.0	9.0	110	
33 03 160	016670	chr. plated	plastic coated	55.0	15.0	7.5	3.0	9.0	110	



35 Electronics Pliers

35



DIN ISO 9655

- ▶ precision pliers for ultra fine assembly work, e. g. in electronics and fine mechanics
- ▶ for gripping, holding and bending
- ▶ precision box joint
- ▶ smooth ground gripping surfaces
- ▶ edges carefully deburred
- ▶ low-friction double spring for gentle and even opening
- ▶ the polish or mirror polish (only finish 2) together with a fine film of oil offer the best possible rust protection – no circuit faults caused by peeling chrome from plated tools
- ▶ special tool steel, oil-hardened and tempered

KNIPEX
special

In the design of KNIPEX Electronics Pliers for gripping and cutting ergonomic criteria have been given particular attention. The result is a comfortable and user friendly adaptation of the plier to the human hand.

35 12 115



Style 1: flat, wide jaws



35 22 115



Style 2: half-round jaws



35 32 115



Style 3: round, pointed jaws



35 42 115



Style 4: 45° bent, half-round jaws



35 52 145



Style 5: long, trapezoidal jaws



35 62 145



Style 6: half-round, long jaws



35 72 145



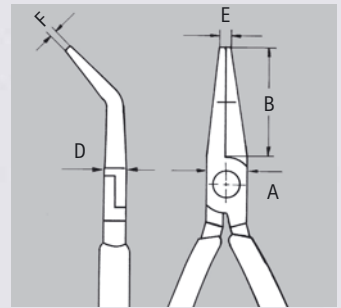
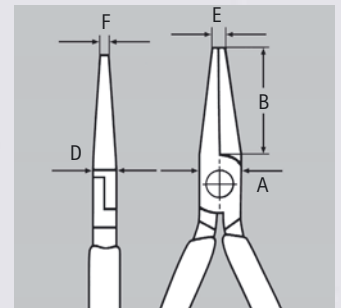
Style 7: round, long jaws



35 82 145



Style 8: 45° bent, half-round, long jaws



Article-No.	EAN-Code	Style	Head	Handles	Dimensions					g
					B	A	D	E	F	
35 11 115	016694	1	polished	plastic coated	22.5	9.5	6.5	2.0	4.0	60
35 12 115	035107	1	mirror polished	with two-colour dual component handles	22.5	9.5	6.5	2.0	4.0	75
35 21 115	016724	2	polished	plastic coated	22.5	9.5	6.5	2.0	1.5	55
35 22 115	035114	2	mirror polished	with two-colour dual component handles	22.5	9.5	6.5	2.0	1.5	70
35 31 115	016762	3	polished	plastic coated	22.5	9.5	6.5	2.0	1.0	50
35 32 115	035121	3	mirror polished	with two-colour dual component handles	22.5	9.5	6.5	2.0	1.0	60
35 42 115	040736	4	mirror polished	with two-colour dual component handles	22.5	9.5	6.5	2.0	1.5	75
35 52 145	039389	5	mirror polished	with two-colour dual component handles	40.0	12.0	7.5	1.5	4.0	105
35 62 145	039556	6	mirror polished	with two-colour dual component handles	40.0	12.0	7.5	2.5	1.5	95
35 72 145	043607	7	mirror polished	with two-colour dual component handles	40.0	12.0	7.5	2.5	1.3	90
35 82 145	039396	8	mirror polished	with two-colour dual component handles	35.0	12.0	7.5	2.5	1.0	95

35 Electronics Pliers ESD



35 12 115 ESD



Style 1: flat, flat wide jaws



35 22 115 ESD



Style 2: half-round jaws



35 32 115 ESD



Style 3: round, pointed jaws



35 42 115 ESD



Style 4: 45° bent, half-round jaws

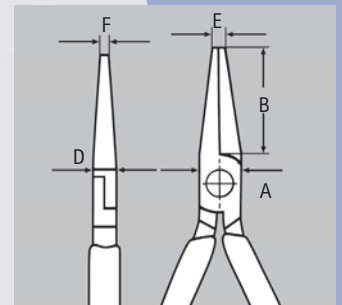
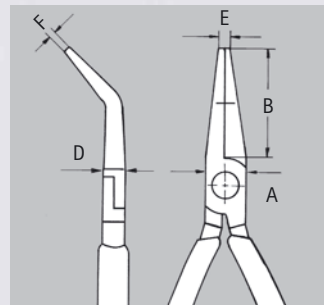
- ▶ precision pliers for ultra fine assembly work, e. g. in electronics and fine mechanics
- ▶ for gripping, holding and bending
- ▶ electrically discharging version – dissipative
- ▶ precision box joint
- ▶ smooth ground gripping surfaces
- ▶ edges carefully deburred
- ▶ low-friction double spring – for gentle and even opening
- ▶ the polish together with a fine film of oil offer the best possible rust protection – no circuit faults caused by peeling chrome from plated tools
- ▶ with two-colour dual component handles black/grey
- ▶ special tool steel, oil-hardened and tempered

KNIPLEX special

In the design of KNIPLEX Electronics Pliers for gripping and cutting ergonomic criteria have been given particular attention. The result is a comfortable and user friendly adaption of the plier to the human hand.



When using pliers on components endangered by electrostatic discharge (ESDS – electro static discharge sensitive devices) relevant regulations and standards (e. g. IEC TR 61 340-5, DIN EN 61 340-5, SP Method 2472) require a controlled discharge of electric energy through the handles of such pliers. The KNIPLEX Electronics Pliers in ESD version discharge the electrostatic energy correspondingly slowly and controlled to protect endangered components.



Article-No.	EAN-Code	Style	Head	Handles	Dimensions					
					B	A	D	E	F	g
35 12 115 ESD	024835	1	mirror polished	with two-colour dual component handles	22.5	9.5	6.5	2.0	4.0	75
35 22 115 ESD	024842	2	mirror polished	with two-colour dual component handles	22.5	9.5	6.5	2.0	1.5	70
35 32 115 ESD	024859	3	mirror polished	with two-colour dual component handles	22.5	9.5	6.5	2.0	1.0	60
35 42 115 ESD	024866	4	mirror polished	with two-colour dual component handles	22.5	9.5	6.5	2.0	1.5	75

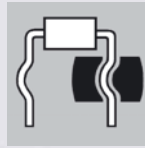


36

36 Electronics Mounting Pliers



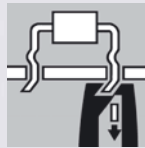
36 12 130



Model 36 12 130:
to bend wire in shape for the distance to the plate



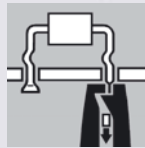
36 22 125



Model 36 22 125:
to bend and cut wire at 1.6 mm length below the plate



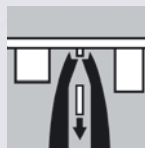
36 32 125



Model 36 32 125:
to crunch and cut wire at 1.6 mm length below the plate

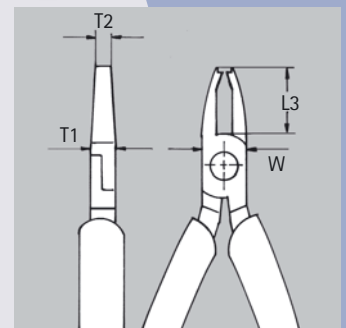
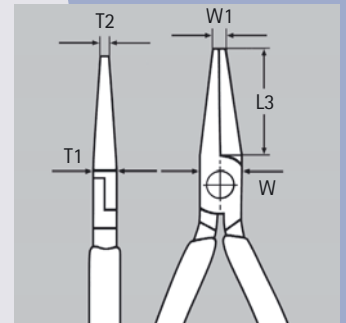


36 42 125 SB



Model 36 42 125:
to cut wire at 1.3 mm length below the plate

- ▶ precision pliers for ultra fine assembly work, e. g. in electronics and fine mechanics
- ▶ for bending and cutting wire ends
- ▶ precision box joint
- ▶ smooth ground gripping surfaces
- ▶ edges carefully deburred
- ▶ low-friction double spring – for gentle and even opening
- ▶ the mirror polish together with a fine film of oil offer the best possible rust protection – no circuit faults caused by peeling chrome from plated tools
- ▶ special tool steel, oil-hardened and tempered



Article-No.	EAN-Code	Head	Handles	Style to	Dimensions						g
					L3	W	T1	W1	T2	⊖	
Length mm	4003773-				mm	mm	mm	mm	mm	mm	
36 12 130	016861	mirror polished	with two-colour	bend wire shape	23.0	12.0	7.5	5.5	6.0	-	80
36 22 125	046967		dual component handles	cut at 1.6 mm and bend wire	18.0	11.5	7.5	7.0	2.6	1.2	90
36 32 125	016885			cut at 1.6 mm and crunch wire	18.0	11.5	7.5	7.0	4.0	1.0	90
36 42 125 SB	016892			cut wire, distance 1.3 mm	18.0	11.5	7.5	-	4.0	1.2	100

37

37 Relay Adjusting Pliers for precision mechanics

DIN ISO 9655

- ▶ precision pliers for ultra fine assembly work, e. g. in electronics and fine mechanics
- ▶ for gripping, holding, bending and adjusting
- ▶ tips precision ground
- ▶ smooth gripping surfaces
- ▶ edges carefully deburred
- ▶ lap joint
- ▶ Chrome Vanadium electric steel, oil-hardened and tempered



37 11 125



Style 1: flat, wide jaws



37 21 125



Style 2: flat, concave and pointed jaws



37 31 125



Style 3: half-round jaws

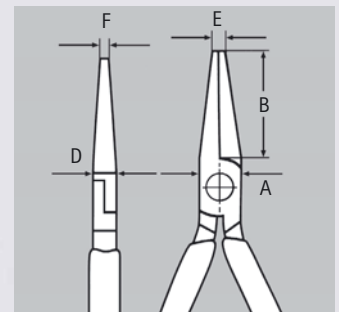


37 41 125



Style 4: round, pointed jaws to bend wire loops

Article-No.	EAN-	Style	Head	Handles	Dimensions					🔗
					B	A	D	E	F	
					mm	mm	mm	mm	mm	g
37 11 125	014287	1	polished	plastic coated	27.0	12.5	7.0	2.0	5.5	70
37 13 125	016922	2	chr. plated	plastic coated	27.0	12.5	7.0	2.0	5.5	70
37 21 125	014294	2	polished	plastic coated	27.0	12.5	7.0	2.0	2.0	75
37 23 125	016946	2	chr. plated	plastic coated	27.0	12.5	7.0	2.0	2.0	75
37 31 125	014300	3	polished	plastic coated	27.0	12.5	7.0	2.0	1.6	65
37 33 125	016960	3	chr. plated	plastic coated	27.0	12.5	7.0	2.0	1.6	65
37 41 125	014317	4	polished	plastic coated	27.0	14.5	8.0	2.0	1.0	75
37 43 125	016977	4	chr. plated	plastic coated	27.0	14.5	8.0	2.0	1.0	75



38 Mechanics' Pliers

DIN ISO 5745

- ▶ high bending strength of the plier jaws/tips
- ▶ Vanadium electric steel, oil-hardened and tempered



38 11 200



Style 1: straight, half-round jaws



38 15 200



Style 1: straight, half-round jaws



38 21 200



Style 2: 40° bent, half-round jaws



38 31 200



Style 3: cranked, half-round jaws



38 41 190



Style 4: flat, wide jaws



38 71 200



Style 7: 70° bent, half-round jaws, suitable for pulling split pins. For gripping tasks in confined areas



Angled jaws for easy access to confined areas



Especially shaped jaws for easy gripping of spark plugs

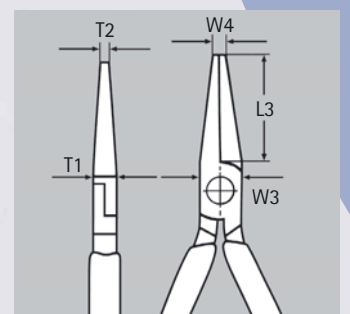


38 91 200



Style 9: 45° bent, half-round, long jaws, also suitable for gripping spark plugs and round components (spark plug cover "grabber")

Article-No.	EAN-Code	Style	Head	Handles	Dimensions					G
					L3	W3	T1	W4	T2	
Length										
mm	4003773-				mm	mm	mm	mm	mm	g
38 11 200	016991	1	polished	plastic coated	73.0	17.5	9.5	3.0	2.5	180
38 13 200	017035	⊖	chr. plated	plastic coated	73.0	17.5	9.5	3.0	2.5	180
38 15 200	039594	⊖	chrome plated	with two-colour dual component handles	73.0	17.5	9.5	3.0	2.5	210
38 21 200	017066	2	polished	plastic coated	73.0	17.5	9.5	3.0	2.5	175
38 25 200	043669	⊖	chrome plated	with two-colour dual component handles	73.0	17.5	9.5	3.0	2.5	205
		∠ 40°								
38 31 200	017110	3	polished	plastic coated	73.0	17.5	9.5	3.0	2.5	175
38 35 200	017134	⊖	chrome plated	with two-colour dual component handles	73.0	17.5	9.5	3.0	2.5	205
38 41 190	017141	4	polished	plastic coated	50.0	18.0	8.0	2.0	8.0	140
38 45 190	043676	≡	chrome plated	with two-colour dual component handles	50.0	18.0	8.0	2.0	8.0	175
38 71 200	017202	7	polished	plastic coated	73.0	17.5	9.5	3.0	2.0	175
		∠ 70°								
38 91 200	017219	9	polished	plastic coated	73.0	17.5	9.5	-	2.5	180
38 95 200	017233	∠ 45°	chrome plated	with two-colour dual component handles	73.0	17.5	9.5	-	2.5	210



40

40 Universal Grip Pliers



40 04 250

- ▶ holds round, section and flat material securely
- ▶ heavy duty model
- ▶ with adjustment screw and release lever
- ▶ one-hand operation
- ▶ high clamping pressure due to toggle lever action

- ▶ plier body: high strength special grade steel
- ▶ inserted jaws made from Chrome Vanadium steel, drop forged

Article-No.	EAN-Code	Head	Handles	Clamping width			g
				○ mm	□ mm	◇ mm	
40 04 180	022190	nickel plated	nickel plated	8 - 35	25	6 - 26	325
250	002710	nickel plated	nickel plated	8 - 35	30	8 - 30	530

41

41 Grip Pliers



41 04 250

Style 0: jaws for round workpieces, with wire cutter

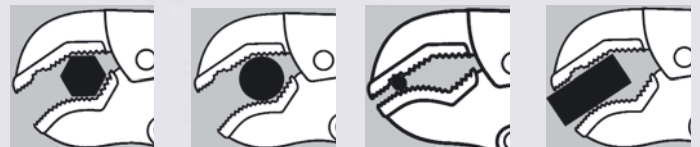
- ▶ holds round, section and flat material securely
- ▶ heavy duty model
- ▶ with adjustment screw and release lever
- ▶ one-hand operation
- ▶ high clamping pressure due to toggle lever action

- ▶ plier body: high strength special grade steel
- ▶ inserted jaws made from Chrome Vanadium steel, drop forged



41 14 250

Style 1: jaws with double prism for round, section and flat material



Example 41 14 250



41 24 225

Style 2: straight jaws for flat material



41 34 165

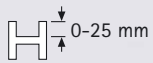
Style 3: Long-Nose Grip Plier, narrow, long jaws

Article-No.	EAN-Code	Style	Head	Handles	Clamping width			g
					○ mm	□ mm	◇ mm	
41 04 180	002741	0	nickel plated	nickel plated	8 - 30	20	6 - 24	360
250	002758				8 - 40	20	8 - 30	530
300	022183				10 - 65	30	10 - 34	930
41 14 250	023470	1	nickel plated	nickel plated	36	36	13 - 36	560
41 24 225	023487	2	nickel plated	nickel plated	42	16	0 - 24	505
41 34 165	047858	3	nickel plated	nickel plated	6.5 - 30	10	6 - 24	200

42 Welding Grip Pliers



42 14 280



- ▶ for gripping and clamping round, section and flat material
- ▶ heavy duty model
- ▶ with adjustment screw and release lever

- ▶ one-hand operation
- ▶ high clamping pressure due to toggle lever action
- ▶ plier body: high strength spring steel

Model 42 14 280:

- ▶ heat resistant crucible cast steel jaws
- ▶ section or flat material items lying side by side are held securely during welding
- ▶ also for section material with vertical webs up to 25 mm height



Secure fixing of metal section material for welding



42 24 280

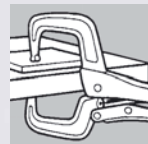
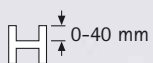


Model 42 24 280:

- ▶ heat resistant crucible cast steel jaws
- ▶ round or tubular material items lying centrally side by side are held securely during welding



42 34 280



Model 42 34 280:

- ▶ gripping jaws of Chrome Vanadium steel, drop forged
- ▶ clamps cumbersome workpieces and sections with high webs up to 40 mm


Article-No.	EAN-Code	Head	Handles	Clamping width		g
				○	□	
Length mm	4003773-			mm	mm	
42 14 280	022206	nickel plated	nickel plated	30 - 65	51	915
42 24 280	022213	nickel plated	nickel plated	10 - 85	-	860
42 34 280	022220	nickel plated	nickel plated	-	90	700



45 Special Retaining Ring Pliers (shafts)



45 10 170



45 21 200



Model 45 10 170:

- ▶ for retaining rings with a minimum ring split gap of 3.6 mm

Model 45 21 200:

- ▶ angled jaws with centering hole
- ▶ for retaining rings according to standard from 12.0 mm dia., e. g. for securing drive shaft in the gearbox of a motor vehicle
- ▶ minimum ring split gap of the rings 2.2 mm

- ▶ for fitting horseshoe-shaped spring retaining rings and circlips without grip holes
- ▶ for shaft retaining devices
- ▶ with opening spring
- ▶ forged
- ▶ Chrome Vanadium steel, oil-hardened and tempered



45 21 200: Tips with center holes for secure fit of the retaining ring

Article-No.	EAN-Code	Style	Head	Handles	g
Length mm	4003773-				
45 10 170	017370	WWW	burnished	burnished	155
45 21 200	031208		burnished	plastic coated	190

46 External Circlip Pliers for fitting Grip Rings (shafts)



46 11 G0



- ▶ for fitting grip rings on shafts from 1.5 - 30 mm dia.
- ▶ with opening spring
- ▶ solid style, forged
- ▶ non-slip, solid tips
- ▶ Chrome Vanadium electric steel, oil-hardened and tempered

Model 46 11 G0:

- ▶ for rings of 1.5 - 4.0 mm dia., with adjustable stop screw to prevent overstretching

46 11 G2



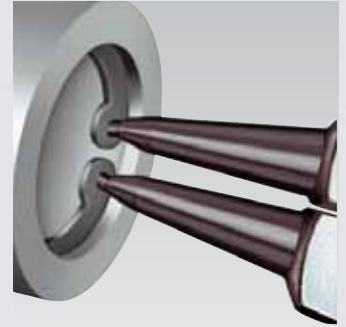
Article-No.	EAN-Code	Style	Head	Handles	Size of shaft	Length mm	g
Size	4003773-				mm	mm	
46 11 G0	047896	WWW	polished	plastic coated	1.5 - 4	140	80
G1	031062				4 - 7	140	80
G2	031079				5 - 13	140	80
G3	031086				14 - 18	140	80
G4	031093				20 - 30	180	140

44 Internal Circlip Pliers (bore holes)



DIN 5256 C (straight)
DIN 5256 D (bent)

- ▶ for fitting internal circlips in bore holes from 8 - 400 mm dia.
- ▶ solid style, forged
- ▶ non-slip, solid tips
- ▶ Chrome Vanadium electric steel, oil-hardened and tempered



Easy fitting of internal circlips

44 11 J2
Style 1: straight tips



44 21 J21
Style 2: bent tips



44 10 J6



Models 44 10 and 44 20:

- ▶ for rings from 122 - 400 mm dia.
- ▶ with locking device, can be released
- ▶ with replaceable tips made of tempered steel
- ▶ black powder coated

Article-No.	EAN-Code	Style	Head	Handles	Size of bore	Length	Weight
	4003773-				mm	mm	g
44 11 J0	017240	1	polished	plastic coated	8 - 13	140	90
J1	013570				12 - 25	140	90
J2	013587				19 - 60	180	140
J3	013594				40 - 100	225	200
J4	013600				85 - 140	320	465
44 10 J5	024910	2	black powder coated		122 - 300	570	1710
J6	024927				252 - 400	580	1730
44 19 J5	024934				spare tips		
J6	024941	spare tips					
44 13 J0	017264	straight	chrome plated	plastic-coated	8 - 13	140	90
J1	017271				12 - 25	140	90
J2	017288				19 - 60	180	140
J3	017295				40 - 100	225	200
J4	017301				85 - 140	320	465
44 21 J01	017318	2	polished	plastic coated	8 - 13	130	90
J11	013617				12 - 25	130	90
J21	013624				19 - 60	170	140
J31	013631				40 - 100	215	205
J41	013648				85 - 140	300	480
44 20 J51	024958	2	black powder coated		122 - 300	590	1980
J61	024965				252 - 400	600	1990
44 29 J51	024972	2	spare tips	spare tips			
J61	024989						
44 23 J01	017325	2	chrome plated	plastic coated	8 - 13	130	90
J11	017332				12 - 25	130	90
J21	017349				19 - 60	170	140
J31	017356				40 - 100	215	205
J41	017363				85 - 140	300	480



Loosen tight circlips before removing these.

Only use circlip pliers for the specified diameter range.

We recommend wearing safety goggles when working with these pliers.

46

46 External Circlip Pliers (shafts)



DIN 5254 A (straight)
DIN 5254 B (bent)

- ▶ for fitting external circlips on shafts from 3 - 400 mm dia.
- ▶ solid style, forged
- ▶ non-slip, solid tips
- ▶ Chrome Vanadium electricsteel, oil-hardened and tempered




Easy fitting of external circlips

46 11 A2
Style 1: straight tips



46 21 A21
Style 2: bent tips



46 10 A5

- Models 46 10 and 46 20:**
- ▶ for rings from 122 - 400 mm dia.
 - ▶ with locking device, can be released
 - ▶ without opening spring
 - ▶ with replaceable tips made of tempered steel
 - ▶ black powder coated

Article-No.	EAN-Code	Style	Head	Handles	Size of shaft		
					ø mm	Length mm	g
	4003773-						
46 11 A0	013655	1 MWW	polished	plastic coated	3 - 10	140	85
A1	013662				10 - 25	140	85
A2	013679				19 - 60	180	140
A3	013686				40 - 100	210	215
A4	013693				85 - 140	320	530
46 10 A5	024996	straight MWW	black powder coated		122 - 300	560	2020
A6	025009				252 - 400	570	2030
46 19 A5	024316				spare tips		
A6	025016	spare tips					
46 13 A0	017417	straight MWW	chrome plated	plastic coated	3 - 10	140	85
A1	017424				10 - 25	140	85
A2	017431				19 - 60	180	140
A3	017455				40 - 100	210	215
A4	017462				85 - 140	320	530
46 21 A01	013709	2 MWW	polished	plastic coated	3 - 10	125	85
A11	013716				10 - 25	125	85
A21	013723				19 - 60	170	135
A31	013730				40 - 100	200	215
A41	013747				85 - 140	300	515
46 20 A51	025023	straight MWW	black powder coated		122 - 300	570	1810
A61	025030				252 - 400	580	1820
46 29 A51	025047	straight MWW	spare tips	spare tips			
A61	025054						
46 23 A01	017509	straight MWW	chrome plated	plastic coated	3 - 10	125	85
A11	017516				10 - 25	125	85
A21	017523				19 - 60	170	135
A31	017530				40 - 100	200	215
A41	017479				85 - 140	300	515



Loosen tight circlips before removing these.

Only use circlip pliers for the specified diameter range.

We recommend wearing safety goggles when working with these pliers.

48 Precision Internal Circlip Pliers (bore holes)



DIN 5256 C (straight)
DIN 5256 D (bent)



48 11 J2
Style 1: straight tips



48 21 J21
Style 2: bent tips

- ▶ for fitting circlips on bore holes, range of application from 8 - 140 mm dia.
- ▶ inserted tips of high density drawn spring wire
- ▶ heavy duty under continuous use; up to 10 times longer service life
- ▶ precise, smoothly-operating screw joint
- ▶ forged
- ▶ large contact faces on the tips: no distortion of circlips, easy fitting
- ▶ slim head style allows use in confined areas
- ▶ handles with non-slip plastic coating
- ▶ Chrome Vanadium electric steel

KNIPLEX special

The new KNIPLEX Precision Circlip Pliers meet highest requirements. Positive locked high density spring wire tips offer 10 times longer service life compared with conventional circlip pliers and high stability when loosening tight circlips. Circlips are held securely thanks to the large contact faces of the tips.



Sturdy, inserted tips: made from high density drawn spring wire





Circlips are held securely: large contact faces and the position of the tips make it difficult for the circlip to bounce off



Slim head style: allows use in confined areas



Screw joint: high precision and optimum drive

Article-No.	EAN-Code	Style	Head	Handles	Size of bore	Length	Weight
Size	Code				ø mm	mm	g
48 11 J0	048510	1  straight	grey atramentized	with non-slip plastic coating	8 - 13	140	100
J1	048527				12 - 25	140	100
J2	048534				19 - 60	180	180
J3	048541				40 - 100	225	260
J4	048558				85 - 140	320	580
48 21 J01	048619				2 	grey atramentized	with non-slip plastic coating
J11	048633	12 - 25	130	100			
J21	048640	19 - 60	165	180			
J31	048657	40 - 100	210	260			
J41	048664	85 - 140	305	580			



Loosen tight circlips before removing these.

Only use circlip pliers for the specified diameter range.

We recommend wearing safety goggles when working with these pliers.

49 Precision External Circlip Pliers (shafts)



DIN 5254 A (straight)
DIN 5254 B (bent)



49 11 A2
Style 1: straight tips



49 21 A21
Style 2: bent tips

- ▶ for fitting circlips on shafts, range of application from 3 - 140 mm dia.
- ▶ inserted tips of high density drawn spring wire
- ▶ heavy duty under continuous use; up to 10 times longer service life
- ▶ precise, smoothly-operating screw joint
- ▶ forged
- ▶ large contact faces on the tips: no distortion of circlips, easy fitting
- ▶ slim head style allows use in confined areas
- ▶ protected captive spring in the joint
- ▶ handles with non-slip plastic coating
- ▶ Chrome Vanadium electric steel

special
KNIPEX

The new KNIPEX Precision Circlip Pliers meet highest requirements. Positive locked high density spring wire tips offer 10 times longer service life compared with conventional circlip pliers and high stability when loosening tight circlips. Circlips are held securely thanks to the large contact faces of the tips. The large contact areas as well as the position of the tips ensure fitting without distortion and make it difficult for the circlip to bounce off. The opening spring is protected inside the screw joint.



Spring inside the joint: the spring is protected inside the precision screw joint. It does not hinder work and can't get dirty or lost



KNIPEX Precision Circlip Pliers: fit circlips without distortion; easy and quick assembling



Conventional Circlip Pliers: distortion of the circlip when being fitted is possible



Heavy duty tips: optimum stability when loosening tight circlips

Article-No.	EAN-Code	Style	Head	Handles	Size of shaft		
					Length	mm	g
49 11 A0	048718	1	grey atramentized	with non-slip plastic coating	3 - 10	140	100
A1	048725				10 - 25	140	100
A2	048732				19 - 60	180	180
A3	048749				40 - 100	225	260
A4	048756	straight			85 - 140	320	595
49 21 A01	048817	2	grey atramentized	with non-slip plastic coating	3 - 10	130	100
A11	048824				10 - 25	130	100
A21	048831				19 - 60	165	180
A31	048848				40 - 100	210	260
A41	048855				85 - 140	305	595

Loosen tight circlips before removing these.

Only use circlip pliers for the specified diameter range.

We recommend wearing safety goggles when working with these pliers.

50

50 Carpenters' Pincers

DIN ISO 9243

- ▶ for heaviest duty
- ▶ specially favoured by craftsmen due to precision workmanship
- ▶ extreme wear resistance and good balance
- ▶ special tool steel, oil-hardened and tempered



50 00 210



50 01 225

Article-No.	EAN-Code	Head	Handles	g
Length mm	4003773-			
50 00 130	014423	polished	black atramentized	125
160	013129			210
180	013136			310
210	013143			400
225	013150			420
250	013167			580
300	015710			880
50 01 130	015789	polished	plastic coated	140
160	015802			225
180	016021			325
210	016052			415
225	016083			435
250	016267			600
300	016915			900

51

51 Carpenters' Pincer with striking face

DIN ISO 9243

- ▶ with striking face for driving in nails
- ▶ special tool steel, oil-hardened and tempered



51 01 210



Article-No.	EAN-Code	Head	Handles	g
Length mm	4003773-			
51 01 210	014065	polished	plastic coated	425

Multi-functional: driving in and pulling nails

55 Farriers' Pincer, Hamburg pattern

DIN 5173



55 00 300

- ▶ the ideal plier for the farrier
- ▶ with small head and reversing groove
- ▶ also suitable for dismantling work in vehicle body workshops

- ▶ cutting edge hardness approx. 55 HRC
- ▶ special tool steel, oil-hardened and tempered

Article-No.	EAN-Code	Head	Handles	Head width	g
55 00 300	014072	polished	black atramentized	20	785

56 Farriers' Pincer, Vienna pattern



56 00 325

- ▶ with wide head
- ▶ cutting edge hardness approx. 55 HRC
- ▶ special tool steel, oil-hardened and tempered

Article-No.	EAN-Code	Head	Handles	Head width	g
56 00 325	017592	polished	black atramentized	33	1020



Model 55 00 300 Dismantling work in car body construction

57 Unsoling Pincer for horse shoeing



57 00 360

- ▶ for the farrier
- ▶ also suitable for dismantling work in vehicle body workshops
- ▶ also for dismantling work on timber and metal
- ▶ special tool steel, oil-hardened and tempered

Article-No.	EAN-Code	Head	Handles	Head width	g
57 00 360	017622	polished	black atramentized	30.5	1160

58 Potters' Pincers, Brick Pincers



58 10 225

- ▶ for pottery work
- ▶ with wire cutter for soft wire
- ▶ special tool steel, oil-hardened and tempered

Model 58 10 225:
▶ head width 10 mm

Model 58 30 225:
▶ head width 20 mm

Article-No.	EAN-Code	Head	Handles	Head width	g
58 10 225	017646	polished	black atramentized	10	345
58 30 225	014331	polished	black atramentized	20	350



99 Concretors' Nippers, Tower Pincers/Steel Fixers Nippers

DIN ISO 9242



99 00 280



99 01 220

- ▶ to twist and cut wire in one operation: fast, reliable and economical
- ▶ unobtained precision and long service life make these the most widely purchased concretors' nippers in the world
- ▶ special tool steel, oil-hardened and tempered

Model 99 00 220 K12:

- ▶ with 12 mm head, particularly suitable for tile paving work

Article-No.	EAN-Code	Head	Handles	g
Length mm	4003773-			g
99 00 200	014393	polished	black atramentized	235
220	013273			320
250	013280			400
280	014096			405
300	014409			510
99 01 200	021452	polished	plastic coated	250
220	021469			340
250	021483			425
280	021490			485
300	014416			555
99 00 220 K12	027812	polished	black atramentized	320

99 High Leverage Concretors' Nippers, high lever transmission

DIN ISO 9242



99 14 300



99 10 300



99 11 300

- ▶ to twist and cut thicker wire in one operation: fast, reliable and economical
- ▶ very slim shape for tying submerged positioned steel rods
- ▶ cutting capacity: binding wire up to max. 4.5 mm dia.
- ▶ particularly high cutting capacity with minimum effort due to optimum transmission ratio
- ▶ high damping of the cutting stroke after cutting the binding wire, which reduces strain on tendons and muscles
- ▶ special tool steel, oil-hardened and tempered

Article-No.	EAN-Code	Head	Head width	Handles	Capacity	g
Length mm	4003773-		mm		mm	g
99 10 300	022398	polished	25	black atramentized	4.5	475
99 11 300	023210	polished	25	plastic coated	4.5	510
99 14 300	028116	nickel plated	25	nickel plated	4.5	475

KNIPEX special

KNIPEX High Leverage Concretors' Nippers offer substantially higher cutting performance as well as a damping of the cutting stroke after cutting the binding wire – two valuable ergonomic advantages for the user.

Requires 27% less effort.

Cutting a binding wire of 3.0 mm dia. with a High Leverage Concretors' Nipper requires handforce of only 300 N (30.0 kp) instead of 412 N (41.2 kp) with a common Concretors' Nipper of the same length.



Quick and comfortable twisting and cutting of binding wire



61 Bolt End Cutting Nipper



61 01 200

- ▶ better handling, greater capacity and lower handforce required compared to conventional bolt end cutting nippers
- ▶ with cutting edges for soft, hard and piano wire
- ▶ particularly high cutting capacity with minimum effort due to optimum transmission ratio
- ▶ cutting edges additionally induction hardened, cutting edge hardness approx. 64 HRC
- ▶ forged
- ▶ Vanadium electric steel, oil-hardened and tempered



Particularly efficient for fence construction



Flush cutting of bolts, nails, etc.



High cutting performance: also for piano wire

Article-No.	EAN-Code	Head	Handles	Cutting capacities				♁
Length	Code			☐	◐	◑	●	
mm	4003773-			ø mm	ø mm	ø mm	ø mm	g
61 01 200	026723	polished	plastic coated	1.0-6.0	4.0	3.5	3.0 max.	460

62 Electronics Oblique Cutting Nipper

DIN ISO 9654



62 12 120

- ▶ with cutting edges for soft and medium hard wire
- ▶ without bevel, for flush cutting
- ▶ cutting edge hardness approx. 58 HRC
- ▶ low-friction double spring for gentle and even opening
- ▶ precision box joint
- ▶ the polish together with a fine film of oil offer the best possible rust protection – no circuit faults caused by peeling chrome from plated tools

Article-No.	EAN-Code	Style	Head	Handles	Cutting capacities		♁
Länge	Code				☐	◐	
mm	4003773-				ø mm	ø mm	g
62 12 120	048008		polished	with two-colour dual component handles	0.3-1.0	0.7	90

KNIPEX special

KNIPEX Bolt End Cutting Nippers are clearly lighter in weight and more comfortable in use than conventional Bolt End Cutting Nippers – nevertheless they offer a higher cutting performance.

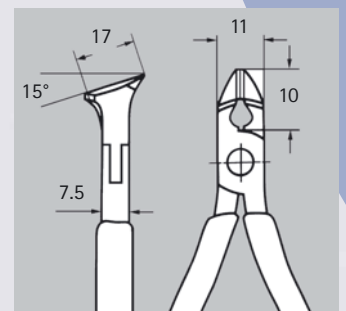
Four advantages



compared with conventional Lever Action End Cutting Nippers of the same size

- ▶ **high cutting performance:** e.g. piano wire up to 3.0 mm dia.
- ▶ **easier cutting:** thanks to high leverage
- ▶ **handy:** compact design, reduced weight
- ▶ **smooth operation, less friction:** single joint instead of toggle lever technique

- ▶ special tool steel, oil-hardened and tempered

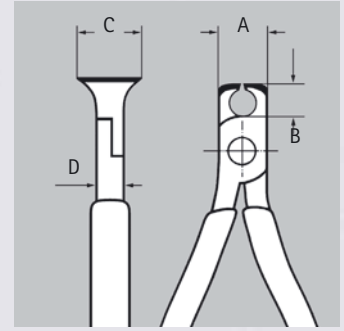


64 Electronics End Cutting Nippers

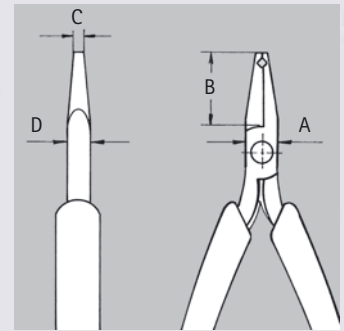


DIN ISO 9654

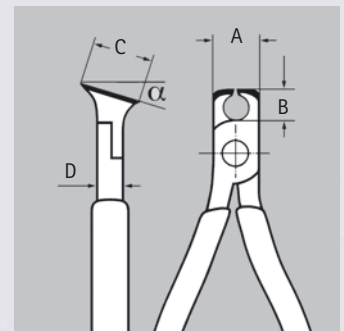
- ▶ precision pliers for ultra fine cutting work, e. g. in electronics and fine mechanics
- ▶ precision box joint
- ▶ low-friction double spring for gentle and even opening
- ▶ the polish or mirror polish (only finish 2) together with a fine film of oil offer the best possible rust protection – no circuit faults caused by peeling chrome from plated tools
- ▶ cutting edge hardness at least 56 HRC
- ▶ special tool steel, oil-hardened and tempered



64 12 115



64 22 115



64 32/42/52 115

64 01 115
Style 0: End Cutter, with bevel



64 02 115
Style 0: End Cutter, with bevel



64 12 115
Style 1: End Cutter, with small bevel



64 52 115
Style 5: Oblique End Cutter, short head, without bevel, for flush cutting, $\alpha = 27^\circ$



64 22 115
Style 2: End Cutter, mini-blade with small bevel



64 62 120
Style 6: Oblique End Cutter, mini-blade with small bevel, $\alpha = 65^\circ$



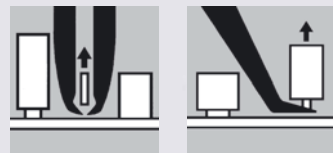
64 32 120
Style 3: Oblique End Cutter, short head, with small bevel, $\alpha = 15^\circ$



64 72 120
Style 7: Oblique End Cutter, mini-blade with small bevel, head with recess, $\alpha = 35^\circ$



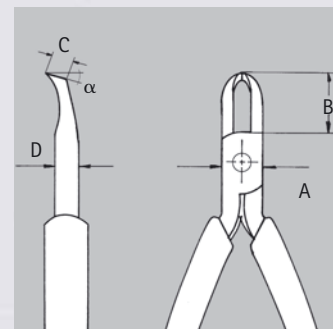
64 42 115
Style 4: Oblique End Cutter, short head, with small bevel, $\alpha = 27^\circ$



64 22 115

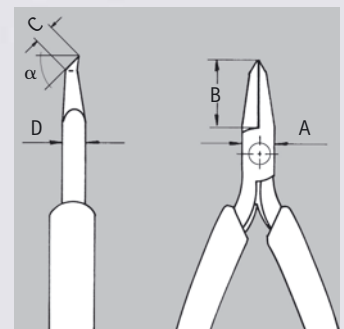
64 62 120

differently shaped jaws and mini-blades for flush cutting in confined areas



64 72 120

64 72 120



64 62 120

Article-No.	EAN-	Style	Head	Handles	Dimensions				Cutting capacities			
					B	A	D	C				Δ
Length mm	Code 4003773-	all pliers with 			mm	mm	mm	mm	\varnothing mm	\varnothing mm	\varnothing mm	g
64 01 115	017745	0	polished	plastic coated	6.0	11.0	7.5	16.0	2.0	1.0	0.6	80
64 02 115	035343		mirror polished	with two-colour dual component handles	6.0	11.0	7.5	16.0	2.0	1.0	0.6	90
64 11 115	017769	1	polished	plastic coated	6.0	11.0	7.0	16.0	1.4	0.8	-	80
64 12 115	040743		mirror polished	with two-colour dual component handles	6.0	11.0	7.0	16.0	2.0	0.8	0.5	90
64 22 115	017806	2			20.0	10.0	6.0	3.0	0.8	-	-	70
64 32 120	017820	3			10.0	11.0	7.0	17.0	1.5	1.0	0.5	90
64 42 115	017844	4			10.3	10.0	7.0	12.0	1.5	1.0	0.5	70
64 52 115	040439	5			10.0	10.0	7.0	12.0	1.3	-	-	70
64 62 120	046998	6			18.5	9.5	6.0	5.0	0.6	-	-	70
64 72 120	017882	7			19.5	12.0	7.0	5.0	1.5	-	-	90

64 Electronics End Cutting Nippers ESD



DIN ISO 9654



64 12 115 ESD
Style 1: End Cutter,
with small bevel



64 32 120 ESD
Style 3: Oblique End Cutter,
with small bevel,
 $\alpha = 15^\circ$



64 62 120 ESD
Style 6: Oblique End Cutter,
mini-blade with small bevel,
 $\alpha = 65^\circ$

- ▶ precision pliers for ultra fine cutting work, e. g. in electronics and fine mechanics
- ▶ electrically discharging version - dissipative
- ▶ precision box joint
- ▶ low-friction double spring for gentle and even opening
- ▶ the mirror polish together with a fine film of oil offer the best possible rust protection - no circuit faults caused by peeling chrome from plated tools
- ▶ cutting edge hardness at least 56 HRC
- ▶ with two-colour dual component handles, black/grey
- ▶ special tool steel, oil-hardened and tempered



When using pliers on components endangered by electrostatic discharge (ESDS - electro static discharge sensitive devices) relevant regulations and standards (e. g. IEC TR 61 340-5, DIN EN 61 340-5, SP Method 2472) require a controlled discharge of electric energy through the handles of such pliers.

The KNIPEX Electronics Pliers in ESD version discharge the electrostatic energy correspondingly slowly and under control to protect endangered components.

Article-No.	EAN-Code	Style	Head	Handles	Dimensions				Cutting capacities			
					B	A	D	C				
64 12 115 ESD	024323	1	mirror polished	with two-colour	6.0	11.0	7.0	16.0	2.0	0.8	0.5	90
64 32 120 ESD	025078	3		dual component handles	10.0	11.0	7.0	17.0	1.5	1.0	0.5	90
64 62 120 ESD	025085	6			18.5	9.5	6.0	5.0	0.6	-	-	70

67 High Leverage End Cutting Nippers

DIN ISO 5748

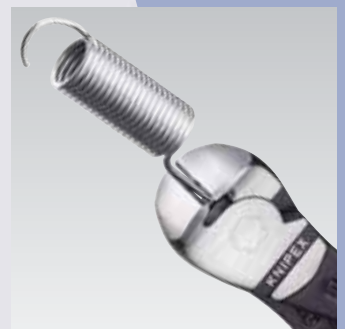


67 01 200



67 05 200

- ▶ with cutting edges for soft, hard and piano wire
- ▶ high cutting capacity with little effort due to optimum coordination of cutting edge angle and transmission ratio
- ▶ cutting edges additionally induction hardened, cutting edge hardness approx. 64 HRC
- ▶ Chrome Vanadium electric steel, oil-hardened and tempered



Induction hardened precision blades also suitable for piano wire

Article-No.	EAN-Code	Head	Handles	Cutting capacities				
67 01 140	013761	polished	plastic coated	4.0	3.1	2.0	1.5	145
160	013778			4.0	3.4	2.5	2.0	240
200	013785			4.0	4.2	3.0	2.5	330
67 05 140	017929	chrome plated	with two-colour dual component handles	4.0	3.1	2.0	1.5	180
160	017936			4.0	3.4	2.5	2.0	275
200	017943			4.0	4.2	3.0	2.5	375

68 End Cutting Nippers

DIN ISO 5748

- ▶ with cutting edges for soft and hard wire
- ▶ also suitable for twisting and cutting binding wire
- ▶ cutting edges additionally induction hardened, cutting edge hardness approx. 61 HRC
- ▶ high grade special tool steel, oil-hardened and tempered



68 01 200



Also suitable for wire netting in reinforced concrete construction

Article-No.	EAN-Code	Head	Handles	Cutting capacities			g
				Ø mm	Ø mm	Ø mm	
68 01 160	013792	polished	plastic coated	4.0	2.8	2.3	195
180	013808			4.0	3.2	2.5	275
200	013815			4.0	3.5	2.8	335

69 Mechanics End Cutting Nippers

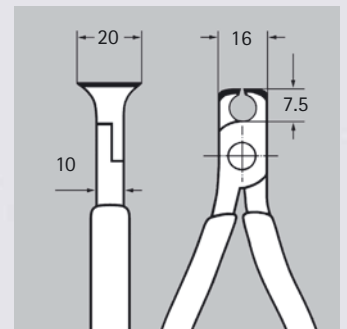
DIN ISO 5748

- ▶ with cutting edges for soft, hard and piano wire; also suitable for thin copper wires
- ▶ lap joint
- ▶ cutting edges additionally induction hardened, cutting edge hardness approx. 64 HRC
- ▶ Chrome Vanadium electric steel, oil-hardened and tempered



69 01 130

Article-No.	EAN-Code	Head	Handles	Cutting capacities				g
				Ø mm	Ø mm	Ø mm	Ø mm	
69 01 130	017974	polished	plastic coated	0.4-2.0	1.3	1.0	0.75	115
69 03 130	018001	chrome plated	plastic coated	0.4-2.0	1.3	1.0	0.75	115



70 Diagonal Cutters

DIN ISO 5749

KNIPEX special

The cutting edges of KNIPEX Diagonal Cutters – made of Vanadium steel – have a long service life, are machined highly precise and are very sharp – for a clean cut of soft and hard wires.



70 01 160



70 02 160



70 05 160



70 06 160

- ▶ the indispensable diagonal cutter for all-round use
- ▶ high quality material and precise workmanship for long service life
- ▶ precision cutting edges for soft and hard wire
- ▶ clean cutting at cutting edge tips; also in case of thin copper wires
- ▶ cutting edges additionally induction hardened, cutting edge hardness approx. 62 HRC
- ▶ narrow head style for use in confined areas
- ▶ Vanadium electric steel, oil-hardened and tempered

Style 0:


- ▶ with bevel

Style 1:

- ▶ with bevel
- ▶ with opening spring

Style 2:

- ▶ with small bevel



Article-No.	EAN-	Style	Head	Handles	Cutting capacities			g	
					○	◐	◑		
Length mm	Code 4003773-				ø mm	ø mm	ø mm		
70 01	110	014324	polished	plastic coated	3.0	2.0	1.2	80	
	125	013402			3.0	2.3	1.5	90	
	140	013419			4.0	2.5	1.8	125	
	160	013426			4.0	2.8	2.0	175	
	180	018070			4.0	3.0	2.5	200	
70 02	125	034025	polished	with two-colour dual component handles	3.0	2.3	1.5	115	
	140	023098			4.0	2.5	1.8	155	
	160	034032			4.0	2.8	2.0	205	
	180	034049			4.0	3.0	2.5	250	
	70 04	140			018100	chr. plated	chrome plated	4.0	2.5
70 05	125	039501	chrome plated	with two-colour dual component handles	3.0	2.3	1.5	115	
	140	039488			4.0	2.5	1.8	155	
	160	039600			4.0	2.8	2.0	205	
	180	043706			4.0	3.0	2.5	250	
	70 06	125			018124	chrome plated	insulated with two-colour dual component handles	3.0	2.3
140		040293	4.0	2.5	1.8			160	
160		021995	4.0	2.8	2.0			210	
180		033813	4.0	3.0	2.5			255	
70 07		160	018155	chrome plated	plastic dipped insulated 1000 V IEC / DIN EN 60 900 VDE-tested			4.0	2.8
	180	018179	4.0			3.0	2.5	285	
70 11	110	018193	1	polished	plastic coated	3.0	2.0	1.2	80
70 15	110	029649	2	chrome plated	with two-colour dual component handles	3.0	2.0	1.2	105
70 26	160	018223	2	chrome plated	insulated with two-colour dual component handles 1000 V IEC / DIN EN 60 900 VDE-tested	4.0	-	-	210



Cuts fine wires cleanly over the complete length of the blades



Slim head style and precise cut at blade tips: Advantageous when working in confined areas

71 KNIPEX-"CoBolt", Compact Bolt Cutters (Lever Action Center Cutters)

patented



71 01 200



71 02 200



71 11 200



Model 71 11 200: with opening spring and stirrup lock

- ▶ with precision blades for soft, hard and piano wire
- ▶ cuts material like bolts, nails, rivets, etc. up to 5.2 mm dia.
- ▶ exceptional cutting performance with minimum effort because of new lever action design
- ▶ cutting edges additionally induction hardened, cutting edge hardness approx. 64 HRC
- ▶ forged
- ▶ Chrome Vanadium electric steel, oil-hardened and tempered

Model 71 31 200:

- ▶ the recess in the blade allows easier cutting of thicker wires, e. g. for false ceilings



KNIPEX special

The KNIPEX Compact Bolt Cutter is a "clever muscle man". The newly designed lever action mechanism guarantees an extremely favourable lever ratio with low friction. The cutting performance is 20 times higher than the handforce applied.

Requires 61% less effort.

Cutting a piano wire of 2.0 mm dia. with the KNIPEX-"CoBolt" requires handforce of 192 N (19.2 kp) instead of 499 N (49.9 kp) with a High Leverage Diagonal Cutter of the same length.



Article-No.	EAN-Code	Style	Head	Handles	Cutting capacities				g
					Ø mm	Ø mm	Ø mm	Ø mm	
71 01 200	010067	0	atramentized	plastic coated	6.0	5.2	4.0	3.6	340
71 02 200	047056		atramentized	with two-colour dual component handles	6.0	5.2	4.0	3.6	380
71 11 200	022312	1	atramentized	plastic coated	6.0	5.2	4.0	3.6	350
71 31 200	030805	3	atramentized	plastic coated	6.0	5.2	4.0	3.6	340



71 31 200: The recess near the joint keeps thicker wires to be cut in a secure position, ensuring optimum application of cutting performance

72 Diagonal Cutter for fibre optics (Glass Fibre Cable)



72 51 160



- ▶ specially developed for cutting glass fibre cable (fibre optics)
- ▶ cutting face flush ground
- ▶ cutting edges additionally induction hardened
- ▶ with opening spring
- ▶ Vanadium electric steel, oil-hardened and tempered

Article-No.	EAN-Code	Head	Handles	g
72 51 160	028031	polished	plastic coated	170

72 Diagonal Cutters for plastics and lead



72 01 160

- ▶ cutting face flush ground
- ▶ non-bevelled, for flush cutting sprues off plastic components or soft materials such as lead
- ▶ with opening spring
- ▶ Vanadium electric steel, oil-hardened and tempered



72 11 160

Style 1: 45° angled blades



72 21 160

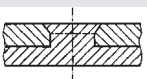
Style 2: 85° angled blades

Article-No.	EAN-Code	Style	Head	Handles	g
all pliers with					
72 01 140	018247	0	polished	plastic coated	115
160	013389				170
180	028482				200
72 02 125	044215		polished	with two-colour dual component handles	95
72 11 160	018261	1 45°	polished	plastic coated	150
72 21 160	026914	2 85°	polished	plastic coated	160

74 Center Cutter



74 91 250



fixed, forged-on axle

- ▶ with forged-on axle for heaviest duty
- ▶ with precision cutting edges for soft, hard and piano wire
- ▶ cuts hard, thick wires with less effort than other diagonal cutters of the same length
- ▶ centric precision cutting edges
- ▶ high cutting performance with minimum effort due to optimum co-ordination of the cutting edge angle, transmission ratio and ergonomic handle shape

- ▶ cutting edges additionally induction hardened, cutting edge hardness approx. 64 HRC
- ▶ Chrome Vanadium electric steel, oil-hardened and tempered



The cutting edges are in the center of the cutter head

Article-No.	EAN-Code	Head	Handles	Cutting capacities				g
74 91 250	013396	polished	plastic coated	5.0	5.0	3.8	3.5	395

74 High Leverage Diagonal Cutters

DIN ISO 5749



74 01 200



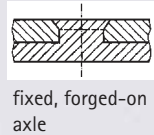
74 02 180



74 06 200



74 21 200



- ▶ with forged-on axle for heaviest duty
- ▶ suitable for all types of wire including piano wire
- ▶ high cutting performance with minimum effort due to optimum co-ordination of the cutting edge angle, transmission ratio and ergonomic handle shape
- ▶ precision cutting edges additionally induction hardened, cutting edge hardness approx. 64 HRC
- ▶ the 250-mm-long diagonal cutter is suitable for copper conductors up to 16 mm² and aluminium conductors up to 35 mm²
- ▶ Chrome Vanadium electric steel, oil-hardened and tempered

Style 2:

- ▶ 12° angled head for flush cutting, providing space of approx. 70 mm for gripping

KNIPEX special

The choice of material (Chrome Vanadium), lever ratio and cutting edge angle mean that KNIPEX High Leverage Diagonal Cutters are particularly designed for the cutting of hard wires. Fixed, forged-on axle for work under continuous stress.

Requires 21% less effort.

Cutting a medium hard wire of 2.5 mm dia. with a High Leverage Diagonal Cutter (length 160 mm) requires a handforce of only 293 N (29.3 kp) instead of 370 N (37.0 kp) with a common Diagonal Cutter of the same length.



Article-No.	EAN-Code	Style	Head	Handles	Cutting capacities			g
					●	●	●	
Length mm	4003773-				Ø mm	Ø mm	Ø mm	
74 01 140	013433		polished	plastic coated	3.1	2.0	1.5	130
160	013440				3.4	2.5	2.0	180
180	013457				3.8	2.7	2.2	220
200	013464				4.2	3.0	2.5	260
250	013471				4.6	3.5	3.0	390
74 02 140	042419		polished	with two-colour dual component handles	3.1	2.0	1.5	160
160	023081				3.4	2.5	2.0	210
180	023074				3.8	2.7	2.2	255
200	040309				4.2	3.0	2.5	300
250	042402				4.6	3.5	3.0	420
74 04 160	005070		chr. plated	chrome plated	3.4	2.5	2.0	165
74 05 140	039617		chrome plated	with two-colour dual component handles	3.1	2.0	1.5	160
160	022961				3.4	2.5	2.0	210
180	022978				3.8	2.7	2.2	255
200	035367				4.2	3.0	2.5	300
250	039754				4.6	3.5	3.0	420
74 06 160	040705		chrome plated	insulated with two-colour dual component handles	3.4	2.5	2.0	215
180	022985				3.8	2.7	2.2	260
200	033820			▲ 1000 V	4.2	3.0	2.5	305
250	041955			VDE-tested	4.6	3.5	3.0	440
74 07 200	018414		chrome plated	plastic dipped insulated	4.2	3.0	2.5	340
250	018421			▲ 1000 V VDE-tested	4.6	3.5	3.0	475
74 12 180	060192	1	polished	with two-colour dual component handles	3.8	2.7	2.2	255
74 21 160	034322	2	polished	plastic coated	3.4	2.5	2.0	180
74 21 200	034636	∠12°	polished	plastic coated	4.2	3.0	2.5	260
74 22 200	051831		polished	with two-colour dual component handles	4.2	3.0	2.5	300



74 12 180



Style 1:

- ▶ with opening spring; to be activated if required



Induction hardened precision blades also suitable for piano wire

special

KNIPEX

KNIPEX Electronics Diagonal Cutters are suitable for work in confined areas due to their slim head. Their precise cutting edges can also cut thin piano wire.

75 Electronics Diagonal Cutters, slim pattern

DIN ISO 9654



75 02 125



75 12 125



75 52 125

Style 0:

- ▶ with bevel

Style 1:

- ▶ with bevel and lead catcher (can be unscrewed), no uncontrolled loss of cut wire ends

Style 5:

- ▶ particularly narrow head, with bevel

- ▶ precision pliers for ultra fine cutting work, e. g. in electronics and fine mechanics
- ▶ with precision cutting edges for soft and hard wire, also suitable for thin piano wire
- ▶ cutting edges additionally induction hardened, cutting edge hardness approx. 64 HRC
- ▶ low-friction double spring for gentle and even opening
- ▶ high grade special tool steel, oil-hardened and tempered

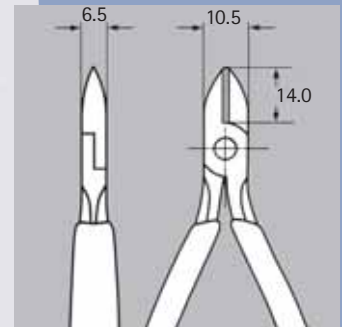
Style 2:

- ▶ with small bevel

Style 3:

- ▶ with small bevel and lead catcher (can be unscrewed), no uncontrolled loss of cut wire ends

Article-No.	EAN-Code	Style	Head	Handles	Cutting capacities				g
					Ø mm	Ø mm	Ø mm	Ø mm	
75 02 125	040491	0	burnished	with plastic handles	0.2-1.3	1.0	0.6	0.4	80
75 12 125	040514	1			0.2-1.3	1.0	0.6	0.4	80
75 22 125	040538	2			0.2-1.3	1.0	0.4	0.4	80
75 32 125	040552	3			0.2-1.3	1.0	0.4	0.4	90
75 52 125	040576	5			0.2-1.0	0.6	0.5	0.3	85



76 Electro-Mechanics' Diagonal Cutters

DIN ISO 5749



76 01 125



76 05 125

- ▶ with precision cutting edges for soft, hard and piano wire; also suitable for thin copper wire
- ▶ cutting edges additionally induction hardened, cutting edge hardness approx. 63 HRC
- ▶ lap joint
- ▶ Vanadium electric steel, oil-hardened and tempered

Style 0:

- ▶ with bevel

Style 1:

- ▶ with bevel
- ▶ low-friction double spring for gentle and even opening

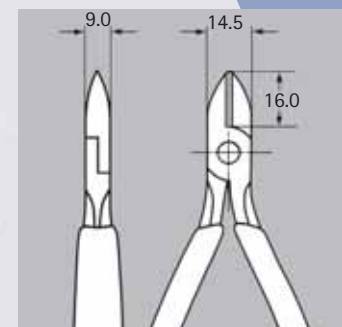
Style 2:

- ▶ without bevel for flush cutting of soft wires
- ▶ low-friction double spring for gentle and even opening

Style 8:

- ▶ particularly tapered head with small bevel for work in confined areas (cable harnesses, multiple strand wires)

Article-No.	EAN-Code	Style	Head	Handles	Cutting capacities				g
					Ø mm	Ø mm	Ø mm	Ø mm	
76 01 125	018490	0	polished	plastic coated	0.4-2.5	1.8	1.0	0.6	90
76 03 125	018506		chr. pl.	plastic coated	0.4-2.5	1.8	1.0	0.6	90
76 05 125	005315		chr. pl.	with two-colour	0.4-2.5	1.8	1.0	0.6	115
76 12 125	048015	1	polished	dual component handles	0.4-2.5	1.8	1.0	0.6	110
76 22 125	048022	2	polished		0.4-2.5	-	-	-	110
76 81 125	018544	8	polished	plastic coated	0.4-1.3	1.0	0.6	-	90



77 Electronics Diagonal Cutters



DIN ISO 9654

- ▶ precision pliers for ultra fine cutting work, e. g. in electronics and fine mechanics
- ▶ precision box joint
- ▶ low-friction double spring for gentle and even opening
- ▶ the polish or mirror polish (only finish 2) together with a fine film of oil offer the best possible rust protection - no circuit faults caused by peeling chrome from plated tools
- ▶ cutting edges additionally induction hardened, cutting edge hardness approx. 62 HRC
- ▶ special tool steel, oil-hardened and tempered

Models 77 22 115, 77 42 115, 77 42 130 and 77 52 115:

- ▶ cutting edges hardness approx. 57 HRC

Models 77 21 115:

- ▶ pointed head, without bevel

Models 77 21 130:

- ▶ round head, without bevel

77 01 115
round head, with bevel



77 02 115
round head, with small bevel



77 12 115
round head, with bevel and lead catcher - no uncontrolled loss of cut wire ends



77 12 115



77 22 115
round head, without bevel



77 32 115
pointed head, with small bevel



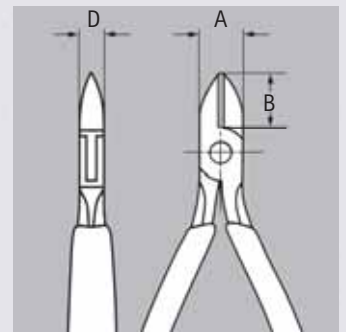
77 42 115
pointed head, without bevel



77 52 115
pointed, flat head, with small bevel



77 72 115
pointed mini-head, with small bevel



Article-No.	EAN-Code	Style	Head	Handles	Dimensions			Cutting capacities			g
					B	A	D	Ø mm	Ø mm	Ø mm	
77 01 115	018568	0	polished	plastic coated	14.0	11.0	7.5	0.3-1.6	1.2	0.5	70
130	018575				18.0	15.0	9.5	0.3-2.0	1.5	0.8	110
77 02 115	039334		mirror polished	with two-colour dual component handles	14.0	11.0	7.5	0.3-1.6	1.2	0.5	80
130	039341				18.0	15.0	9.5	0.3-2.0	1.5	0.8	125
77 11 115	018629	1	polished	plastic coated	14.0	11.0	7.5	0.3-1.6	1.2	0.5	70
77 12 115	043768		mirror polished	two-colour dual component handles	14.0	11.0	7.5	0.3-1.6	1.2	0.5	80
77 21 115	018650	2	mirror polished	with two-colour dual component handles	14.0	11.0	7.5	0.3-1.3	1.0	-	70
130	018667				18.0	15.0	9.5	0.3-1.6	1.3	-	115
77 22 115	043782		mirror polished	with two-colour dual component handles	14.0	11.0	7.5	0.3-1.3	1.0	-	85
130	040446				18.0	15.0	9.5	0.3-2.0	1.5	0.5	120
77 32 115	044307	3	mirror polished	two-colour dual component handles	14.0	11.0	7.5	0.3-1.3	1.2	0.5	80
77 42 115	039761	4	mirror polished	with two-colour dual component handles	14.0	11.0	7.5	0.3-1.3	1.0	-	85
130	018773				18.0	15.0	9.5	0.3-1.6	1.3	-	125
77 52 115	040750	5	mirror polished	two-colour dual component handles	14.0	11.0	7.5	0.3-1.0	0.8	0.5	80
77 72 115	040958	7	mirror polished	two-colour dual component handles	10.5	9.5	6.5	0.3-0.8	-	-	70

77 Electronics Diagonal Cutters ESD




DIN ISO 9654



77 02 115 ESD
round head, with small bevel



77 12 115 ESD
round head, with bevel and lead catcher - no uncontrolled loss of cut wire ends



77 12 115



77 22 115 ESD
round head, without bevel



77 32 115 ESD
pointed head, with small bevel



77 42 115 ESD
pointed head, without bevel



77 52 115 ESD
pointed, flat head, with small bevel



77 72 115 ESD
pointed mini-head, with small bevel

- ▶ precision pliers for ultra fine cutting work, e. g. in electronics and fine mechanics
- ▶ electrically discharging version - dissipative
- ▶ precision box joint
- ▶ low-friction double spring for gentle and even opening
- ▶ the mirror polish together with a fine film of oil offer the best possible rust protection - no circuit faults caused by peeling chrome from plated tools
- ▶ cutting edges additionally induction hardened, cutting edge hardness approx. 62 HRC
- ▶ with two-colour dual component handles, black/grey
- ▶ special tool steel, oil-hardened and tempered

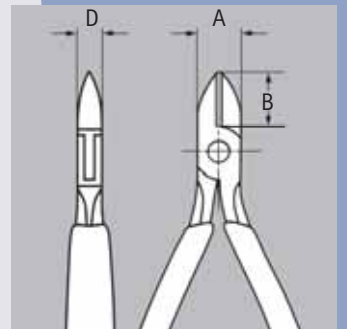
Models 77 22 115 ESD, 77 42 115 ESD and 77 52 115 ESD:

- ▶ cutting edges hardness approx. 57 HRC



When using pliers on components endangered by electrostatic discharge (ESDS - electro static discharge sensitive devices) relevant regulations and standards (e. g. IEC TR 61 340-5, DIN EN 61 340-5, SP Method 2472) require a controlled discharge of electric energy through the handles of such pliers.

The KNIPEX Electronics Pliers in ESD version discharge the electrostatic energy correspondingly slowly and under control to protect endangered components.



Article-No.	EAN-Code	Style	Head	Handles	Dimensions			Cutting capacities			g
					B	A	D	Ø mm	Ø mm	Ø mm	
77 02 115 ESD	025092	0	mirror	with two-colour	14.0	11.0	7.5	0.3-1.6	1.2	0.5	80
77 12 115 ESD	025108	1	polished	dual component handles	14.0	11.0	7.5	0.3-1.6	1.2	0.5	75
77 22 115 ESD	025115	2			14.0	11.0	7.5	0.3-1.3	1.0	-	85
77 32 115 ESD	025122	3			14.0	11.0	7.5	0.3-1.3	1.2	0.5	80
77 42 115 ESD	031901	4			14.0	11.0	7.5	0.3-1.3	1.0	-	85
77 52 115 ESD	025139	5			14.0	11.5	7.5	0.3-1.0	0.8	0.5	80
77 72 115 ESD	024330	7			10.5	9.5	6.5	0.3-0.8	-	-	70

78 Electronics Super-Knips



DIN ISO 9654



78 03 125



78 13 125



78 23 125



78 31 125



78 41 125



78 71 125



78 61 125



Modell 78 61 125:

- ▶ also suitable for cutting glass fibre cables (fibre optics)

- ▶ precision pliers for ultra fine cutting work, e. g. in electronics and fine mechanics
- ▶ precision-ground cutting edges without bevel for flush cutting
- ▶ precision shaped tips also cut close sitting wire from 0.2 mm dia.
- ▶ joint with stainless steel rivet
- ▶ extremely smooth movement for minimum operator fatigue
- ▶ with opening spring and restricted opening

Style 0; 1; 2:

- ▶ INOX - stainless steel
- ▶ cutting edge hardness approx. 54 HRC

Style 2:

- ▶ with 60° angled blades

Style 3; 4; 6; 7:

- ▶ special tool steel

Style 3; 4:

- ▶ cutting edge hardness approx. 60 HRC

Style 1; 4; 7:

- ▶ with lead catcher - no uncontrolled loss of cut wire ends

Style 6; 7:

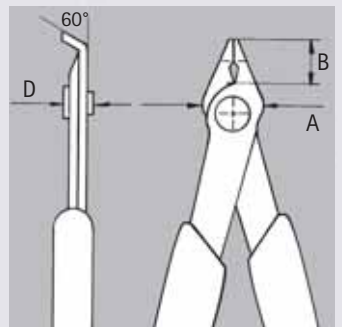
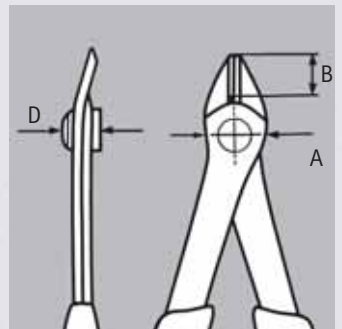
- ▶ cutting edges additionally induction hardened, cutting edge hardness approx. 64 HRC

KNIPLEX
special

KNIPLEX Super-Knips have precision ground cutting edges for clean, flush cutting. The very smooth joint and the opening spring provide high operation comfort.



Angled blades for clean cut also in confined areas



Article-No.	EAN-Code	Style	Head	Handles	Dimensions			Cutting capacities			g
					B	A	D	Ø mm	Ø mm	Ø mm	
78 03 125	035381	0	INOX	with two-colour	9.0	13.5	7.5	0.2-1.6	1.0	-	45
78 13 125	035398	1	INOX	dual component handles	9.0	13.5	7.5	0.2-1.6	1.0	-	50
78 23 125	043096	2	INOX		5.5	13.5	7.5	0.2-1.0	0.6	-	45
78 31 125	039778	3	burnished		9.0	12.5	7.5	0.2-1.0	-	-	50
78 41 125	040767	4	burnished		9.0	12.5	7.5	0.2-1.0	-	-	50
78 61 125	035404	6	burnished		9.0	13.5	7.5	0.2-1.6	1.2	0.6	45
78 71 125	043799	7	burnished		9.0	13.5	7.5	0.2-1.6	1.2	0.6	50

78 Electronics Super-Knips ESD

DIN ISO 9654



78 03 125 ESD



78 13 125 ESD



78 61 125 ESD



78 71 125 ESD



- ▶ precision pliers for ultra fine cutting work, e. g. in electronics and fine mechanics
- ▶ electrically discharging version - dissipative
- ▶ precision-ground cutting edges without bevel for flush cutting
- ▶ precision shaped tips also cut close sitting wire from 0.2 mm dia.
- ▶ joint with stainless steel rivet
- ▶ extremely smooth movement for minimum operator fatigue
- ▶ with opening spring and restricted opening
- ▶ with two-colour dual component handles black/green

Style 0; 1:

- ▶ INOX - stainless steel
- ▶ cutting edge hardness approx. 54 HRC

Style 1; 7:

- ▶ with lead catcher - no uncontrolled loss of cut wire ends

Style 6; 7:

- ▶ cutting edges separately induction hardened, cutting edge hardness approx. 64 HRC
- ▶ special tool steel

KNIPLEX special

KNIPLEX Super-Knips have precision ground cutting edges for clean, flush cutting. The very smooth joint and the opening spring provide high operation comfort.

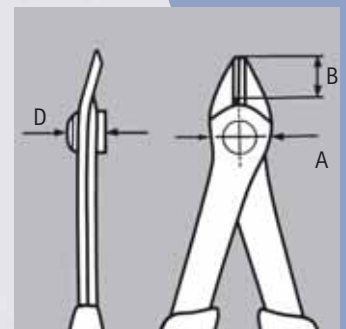


When using pliers on components endangered by electrostatic discharge (ESDS - electro static discharge sensitive devices) relevant regulations and standards

(e. g. IEC TR 61 340-5, DIN EN 61 340-5, SP Method 2472) require a controlled discharge of electric energy through the handles of such pliers.


The KNIPLEX Electronics Pliers in ESD version discharge the electrostatic energy correspondingly slowly and under control to protect endangered components.

Article-No.	EAN-Code	Style	Head	Handles	Dimensions			Cutting capacities			g
					B	A	D	Ø mm	Ø mm	Ø mm	
78 03 125 ESD	025146	0	INOX	with two-colour	9.0	13.5	7.5	0.2-1.6	1.0	-	45
78 13 125 ESD	025153	1	INOX	dual component handles	9.0	13.5	7.5	0.2-1.6	1.0	-	45
78 61 125 ESD	025184	6	burnished		9.0	13.5	7.5	0.2-1.6	1.2	0.6	45
78 71 125 ESD	025191	7	burnished		9.0	13.5	7.5	0.2-1.6	1.2	0.6	50





81 Pipe Gripping Pliers



- ▶ ideal for tightening and releasing plastic pipe joints, round union nuts, etc. from 25 up to 65 mm dia.
- ▶ with serrated gripping jaws
- ▶ 4-position adjustable slip joint
- ▶ Chrome Vanadium electric steel, oil-hardened and tempered


Model 81 13 230:
▶ with plastic jaws for careful installation up to 60 mm dia.



Easy tightening and releasing of plastic pipe joints

Bestell-Nr.	EAN-	Head	Handles	Working capacities	⚖
Length	Code				
mm	4003773-			ø mm	g
81 03 230	018957	chr. plated	plastic coated	25-65	290
81 13 230	050124	chr. plated	plastic coated	25-60	295
81 19 230	050124	2 sets of plastic jaws for 81 13 230			

82 Angle Nose Battery Plier



- ▶ for nuts and screws up to max. 14 mm width across flats
- ▶ serrated gripping surfaces
- ▶ Chrome Vanadium electric steel, oil-hardened and tempered

82 51 200

Article-No.	EAN-	Head	Handles	⚖
Length	Code			
mm	4003773-			g
82 51 200	015079	polished	plastic coated	215

84 Cycle Pliers





- ▶ for very narrow screw connections
- ▶ special tool steel, oil-hardened and tempered

Model 84 11 200:
▶ straight head

Model 84 21 200:
▶ 20° angled head

84 11 200

Article-No.	EAN-	Style	Head	Handles	Head thickness	Recess	⚖
Length	Code						
mm	4003773-				mm	ø mm	g
84 11 200	051923	1 	polished	plastic coated	3.5	6 / 10	170
84 21 200	051930	2 	polished	plastic coated	3.5	6 / 10	170



Angled head for work in confined areas

83 Pipe Wrenches 90°



DIN 5234

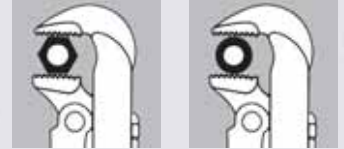
- ▶ Swedish pattern
- ▶ 90° angled jaws
- ▶ jaws with offset teeth in opposite direction
- ▶ teeth additionally induction hardened
- ▶ I-beam handle design
- ▶ captive adjusting nut

- ▶ red powder coated, jaws bright ground
- ▶ forged
- ▶ Chrome Vanadium steel, oil-hardened and tempered



83 10 015

Article-No.	EAN-Code 4003773-	Capacity Inch	Working capacity		Length	
			mm	mm	g	
83 10 010	014188	1	0 - 42	310	785	
83 10 015	014195	1 1/2	0 - 60	420	1425	
83 10 020	014201	2	0 - 70	560	2590	
83 10 030	022329	3	10 - 105	650	3450	
83 10 040	022336	4	10 - 130	750	4910	



83 Pipe Wrenches 45°



DIN 5234

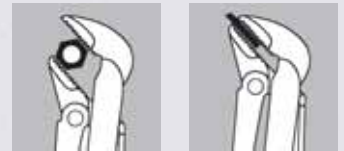
- ▶ Swedish pattern
- ▶ 45° angled jaws
- ▶ jaws with offset teeth in opposite direction
- ▶ teeth additionally induction hardened
- ▶ I-beam handle design

- ▶ captive adjusting nut
- ▶ red powder coated, jaws bright ground
- ▶ forged
- ▶ Chrome Vanadium steel, oil-hardened and tempered



83 20 015

Article-No.	EAN-Code 4003773-	Capacity Inch	Working capacity		Length	
			mm	mm	g	
83 20 010	014218	1	0 - 42	320	810	
83 20 015	014225	1 1/2	0 - 60	430	1490	
83 20 020	014232	2	0 - 70	570	2820	



83 Pipe Wrenches S-Type



DIN 5234

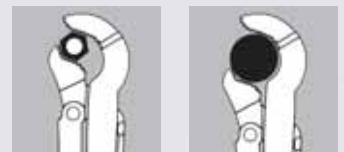
- ▶ slim, S-type jaw design, 45° angled jaws
- ▶ jaws with offset teeth in opposite direction
- ▶ teeth additionally induction hardened
- ▶ three-point gripping on pipes, self-locking

- ▶ I-beam handle design
- ▶ captive adjusting nut
- ▶ red powder coated, jaws bright ground
- ▶ forged
- ▶ Chrome Vanadium steel, oil-hardened and tempered



83 30 015

Article-No.	EAN-Code 4003773-	Capacity Inch	Working capacity		Length	
			mm	mm	g	
83 30 005	025221	1/2	0 - 35	245	500	
83 30 010	014249	1	0 - 42	320	870	
83 30 015	014256	1 1/2	0 - 60	420	1570	
83 30 020	014263	2	10 - 70	540	2540	
83 30 030	014164	3	10 - 120	680	4295	



87 KNIPEX-"Cobra" XL/XXL, Pipe Wrenches and Water Pump Pliers

patented



87 01 560



87 01 400

- ▶ Pipe Wrench and Water Pump Plier in one tool
- ▶ self-locking on pipes and nuts: no slipping on the workpiece; low handforce required
- ▶ fast and firm adjustment directly on the workpiece
- ▶ no unintentional shifting
- ▶ non-slip joint
- ▶ fine adjustment
- ▶ optimum lever action
- ▶ can be used as a wrench in a lot of situations
- ▶ gripping surfaces with special hardened teeth, teeth hardness approx. 61 HRC: low wear and secure gripping
- ▶ Chrome Vanadium electric steel, oil-hardened and tempered

special
KNIPEX

"Cobra XXL" – Water Pump Plier and Pipe Wrench in one tool. The optimized jaw design grips nuts and pipes up to 4 1/2" with a weight and size of a 2" Pipe Wrench. Besides the tremendous capacity this heavy duty plier is adjustable quickly, securely and firmly directly on the workpiece.

- Model 87 01 400:**
- ▶ capacity of jaws for pipes up to 3 1/2" at a total length of a 1 1/2" Pipe Wrench
 - ▶ 20% less weight than a 1 1/2" Pipe Wrench
 - ▶ 27 adjustment positions

- Model 87 01 560:**
- ▶ capacity of jaws for pipes up to 4 1/2" at a total length of a 2" Pipe Wrench
 - ▶ 40% less weight than comparable Pipe Wrenches
 - ▶ 20 adjustment positions



Fine adjustment by pushing a button: quick and comfortable



Optimized shape of jaws for gripping pipes and nuts



87 01 560: Jaw-capacity for pipes up to 4 1/2" at a weight and length of a 2" Pipe Wrench



Fast and firm adjustment directly on the workpiece



Self-locking on pipes and nuts. No slipping on the workpiece and less handforce required

Article-No.	EAN-Code	Head	Handles	Working capacities		
				for pipes	for nuts	
Lenth mm						
87 01 400	005636	polished	plastic coated	3 1/2	95	1190
87 01 560	044321			4 1/2	120	2760

For the complete "Cobra"-Range from 150 - 560 mm see page 75

86


Plier Wrenches, Plier and Wrench in a single tool

patented

86 03 180



86 05 250



86 03 300



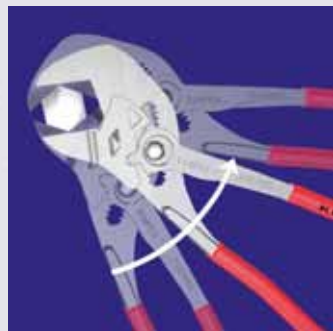
- ▶ excellent for gripping, holding, pressing and bending workpieces
- ▶ for careful installation of finished-surface components
- ▶ zero backlash jaw surface pressure prevents damage to edges of sensitive components
- ▶ fast adjustment directly on the workpiece by pushing a button
- ▶ no unintentional shift of the gripping jaws and no slipping of the joint
- ▶ replaces a complete set of spanners
- ▶ parallel jaws allow infinitely variable gripping of all widths to the specified maximum size
- ▶ the action of the jaws allows screwed connections to be tightened and released quickly using the ratchet principle
- ▶ lever transmission greater than 10 - 1 for strong gripping power
- ▶ also for tile breaking

KNIPLEX special

The patented Plier Wrench is a multi functional fastening, gripping and holding tool with fast adjustment pushing a button. The high lever ratio, parallel jaws without profile and infinitely variable adjustment guarantee a secure and smooth gripping of the workpiece free from any backlash.



Working on plated fittings without damage of the surface



Works using the ratchet principle



Fast adjustment by pushing a button

Compressive strain areas when force is applied on the Plier Wrench 86 03 250 and a conventional open end wrench



Plier Wrench: zero backlash under pressure



Conventional open end wrench: edge pressure causes surface damage

Article-No.	EAN-Code	Head	Handles	Working Capacities		g
				Inch	mm	
86 03 180	028260	nickel	plastic coated	1 3/8	to 35	260
250	022084	plated		1 3/4	to 46	540
300	040224			2 3/8	to 60	725
86 05 180	047162	nickel	with two-colour	1 3/8	to 35	280
250	047841	plated	dual component handles	1 3/4	to 46	570



86 03 300: enormous pressure and a capacity up to 60 mm/ 2 3/8" allows application even on large size nuts

87

87 KNIPEX-"Cobra", the HiTech Water Pump Pliers

patented

DIN ISO 8976

87 01 150



87 01 180



87 01 250



87 01 300



87 02 250



87 05 250



- ▶ fast adjustment directly on the workpiece: fast and comfortable handling
- ▶ fine adjustment: ensures optimum adjustment to differently sized workpieces and user-friendly handle position;
 - 87 01 150: 11 adjustment positions
 - 87 01 180: 11 adjustment positions
 - 87 01 250: 11 adjustment positions
 - 87 01 300: 14 adjustment positions
 - 87 01 400: 27 adjustment positions
 - 87 01 560: 20 adjustment positions
- ▶ secure catching of the hinge bolt: no unintentional shifting
- ▶ box-joint design: high stability because of double guide
- ▶ self-locking on pipes and nuts: no slipping on the workpiece and low handforce required
- ▶ gripping surfaces with special hardened teeth, teeth hardness approx. 61 HRC: low wear and secure gripping

KNIPEX special

KNIPEX-"Cobra" - the HiTech Water Pump Pliers. No more time-consuming test-adjusting of the correct opening size. Just position the upper jaw to the workpiece, push button and move close the lower jaw, ingeniously simple.

- ▶ one-hand adjustment
- ▶ guard prevents operators' fingers being pinched
- ▶ favourable lever action: optimum transmission of force
- ▶ Chrome Vanadium electric steel, oil-hardened and tempered

Model 87 01 150:

- ▶ Mini-"Cobra", length only 150 mm



Self-locking on pipes and nuts. No slipping on the workpiece and less handforce required




Fine adjustment by pushing a button: quick and comfortable



Fast and firm adjustment directly on the workpiece

Article-No.	EAN-Code	Head	Handles	Capacities		g
				for pipes	for nuts	
	Length Code			for pipes	for nuts	
	mm 4003773-			○ Inch	⬡ mm (across flats)	
87 01 150	060116	polished	with non-slip plastic coating	1 1/4	30	135
180	013297			1 1/4	30	170
250	013303			1 1/2	36	300
300	014157			2	46	545
400	005636	polished	plastic coated	3 1/2	95	1190
560	044321			4 1/2	120	2760
87 02 180	042396	polished	with two-colour	1 1/4	30	185
250	040316		dual component	1 1/2	36	320
300	029144		handles	2	46	580
87 03 180	005667	chrome plated	with non-slip plastic coating	1 1/4	30	170
250	005674			1 1/2	36	300
300	014119			2	46	545
87 05 250	005681	chrome plated	with two-colour	1 1/2	36	320
300	014126		dual component handles	2	46	580



Gripping surfaces with special hardened teeth for secure gripping of differently shaped workpieces

KNIPEX-"Cobra XL/XXL" see also page 73

87 KNIPEX-"Cobra..matic", Water Pump Pliers for one-hand operation

patented

DIN ISO 8976



87 11 250

Article-No.	EAN-Code	Head	Handles	Capacities		g
				for pipes	for nuts	
87 11 180	026921	polished	with non-slip plastic coating	1 1/4	30	170
250	022107			1 1/2	36	300
87 19 180	026938	spare spring				
250	022640					

- ▶ the proved "Cobra" with automatic adjustment
- ▶ the plier can be opened and adjusted directly at the workpiece with one hand


- ▶ the "Cobra..matic" closes when pushing a button
- ▶ the integrated spring of the automatic adjustment is shielded in the handles
- ▶ gripping surfaces with special hardened teeth, teeth hardness approx. 61 HRC: low wear and secure gripping
- ▶ Chrome Vanadium electric steel, oil-hardened and tempered

87 Multiple Slip Joint Spanner

patented




87 41 250



Multiple Slip Joint Spanner as the second spanner for tightening locknuts



Working on tight nuts with rounded edges



Fine adjustment by pushing a button: fast and comfortable



Self-locking: no slip on workpieces; less effort required

Article-No.	EAN-Code	Head	Handles	Capacities		g
				mm	Inch	
87 41 250	054566	polished	with non-slip plastic coating	10-32	7/16"-1 1/4"	315

- ▶ for hexagonal screws and nuts width across flats 10 - 32 mm (7/16" - 1 1/4"); self-locking in the range of 17 - 32 mm (11/16" - 1 1/4"); no slip on workpieces; less effort required
- ▶ replaces a complete set of spanners
- ▶ perfect fitting grip on bolt heads and nuts with metric or imperial sizes; no rounding of gripping surfaces
- ▶ the plier-type gripping movement of the jaws allows threaded connections to be tightened and released quickly using the ratchet principle
- ▶ ideal for tightening locknuts
- ▶ secure and tight grabbing of bolt heads with rounded edges, rusted nuts or heavily coated workpieces
- ▶ secure catch of the hinge bolt: no unintentional shifting
- ▶ box-joint design: high stability because of double guide
- ▶ guard prevents operators' fingers being pinched
- ▶ ergonomic handle design with non-slip plastic coating for comfortable grip particularly with large and tight nuts

KNIPEX special

The new KNIPEX Multiple Slip Joint Spanner is a combination tool that offers the convenience of the comfortable push-button adjustment on the workpiece and the function of an adjustable spanner. Zero backlash pressure of the jaws avoids slipping on the threaded connection or a rounding effect on the edges. Even rounded edges and heavily coated workpieces that do not offer a convenient gripping surface to conventional wrenches, can be loosened with the exceptionally powerful gripping jaws of the Multiple Slip Joint Spanner.

- ▶ one-hand fine adjustment by pushing a button with 15 adjustment positions directly on the workpiece for perfect grip on different sized workpieces and a favourable position of the hand
- ▶ Chrome Vanadium steel, oil-hardened and tempered

88 KNIPEX-"Alligator", Water Pump Pliers

DIN ISO 8976

- ▶ box-joint design: high stability because of double guide
- ▶ self-locking on pipes and nuts: no slipping on the workpiece; low handforce required
- ▶ guard prevents operators' fingers being pinched
- ▶ favourable lever action: optimum transmission of force
- ▶ gripping surfaces with special hardened teeth, teeth hardness approx. 61 HRC: low wear and secure gripping
- ▶ Chrome Vanadium electric steel, oil-hardened and tempered



88 01 180



88 01 250



88 02 250



88 06 250



88 07 250



Self-locking on pipes and nuts. No slipping on the workpiece and less handforce required



Optimized shape of jaws for gripping pipes and nuts

Article-No.	EAN-Code	Head	Handles	Capacities		g
				for pipes	for nuts	
Length mm	4003773-			○ Inch	⬡ mm (across flats)	
88 00 250	019176	polished	red lacquered	1 1/2	36	300
88 01 180	034445	polished	with non-slip plastic coating	1 1/4	30	185
250	013341			1 1/2	36	315
300	013358			2	46	505
88 02 180	044222	polished	with two-colour	1 1/4	30	215
250	019282		dual component handles	1 1/2	36	355
300	029151			2	46	555
88 03 180	042860	chrome plated	with non-slip plastic coating	1 1/4	30	185
250	005742			1 1/2	36	315
300	019312			2	46	505
88 05 180	060130	chrome plated	with two-colour	1 1/4	30	215
250	035497		dual component handles	1 1/2	36	355
300	042389			2	46	555
88 06 250	039303	chrome plated	insulated with two-colours dual component handles ⚡ 1000 V, VDE-tested	1 1/2	36	370
88 07 250	019343	chrome plated	plastic dipped insulated	1 1/2	36	415
300	022350		⚡ 1000 V, VDE-tested	2	46	635

89

89 Water Pump Pliers with groove joint

DIN ISO 8976



89 01 250



89 05 250

- ▶ easy, convenient engagement in 5 different positions due to milled swivel
- ▶ non-slip joint
- ▶ can be used as a wrench in a lot of situations
- ▶ all strain removed from the joint screw, hence no wear on pivot
- ▶ guard prevents operators' fingers being pinched
- ▶ gripping surfaces with special hardened teeth, teeth hardness approx. 61 HRC for tool length 250 mm: low wear for secure grip
- ▶ Chrome Vanadium electric

steel, oil-hardened and tempered

Model 89 .. 250:

- ▶ self-locking on pipes and nuts: no slipping on the workpiece and low handforce required

Article-No.	EAN-Code Length mm	Head	Handles	Capacities		g
				for pipes Inch	for nuts mm (across flats)	
89 01 200	013327	polished	plastic coated	1 1/4	30	230
250	013334			1 5/16	36	335
89 03 200	019367	chrome plated	plastic coated	1 1/4	30	230
250	015086			1 5/16	36	335
89 04 250	005841	chr. plated	chrome plated	1 5/16	36	325
89 05 200	039310	chrome plated	with two-colour	1 1/4	30	260
250	043836		dual component handles	1 5/16	36	380

90

90 Small Water Pump Pliers with groove joint

DIN ISO 8976



90 03 125

- ▶ easy, convenient engagement in 4 different positions
- ▶ non-slip joint
- ▶ all strain removed from the joint screw, hence no wear on pivot
- ▶ forged from Chrome Vanadium electric steel, oil-hardened and tempered


Article-No.	EAN-Code Length mm	Head	Handles	Capacities		g
				for pipes Ø mm	for nuts mm (across flats)	
90 01 125	013310	polished	plastic coated	17	14	100
90 03 125	019374	chr. plated	plastic coated	17	14	100

90

90 Pipe Cutter for composite pipes and protective tubes



90 25 20



Protective tube:
to be cut with the
front blades



Composite pipe:
to be cut with the
rear cutter

- ▶ for cutting composite pipes with a diameter of 12.0 – 25.0 mm and for cutting flexible protective tubes with a diameter of 18.0 – 35.0 mm without damaging the pipe inside
- ▶ easily exchangeable blades
- ▶ a calibration arbor can be fitted, for example for Geberit composite pipes with 11.5 and 15.0 mm dia.
- ▶ high strength special grade steel, oil-hardened and tempered



Clean cut of protective tubes
18 – 35 mm dia.



Composite pipes of 12 – 25 mm dia. are
cut cleanly and without deformation

Article-No.	EAN-Code	Head	Handles	Cutting capacities			g
				composite pipes ø mm	protective pipes ø mm	Length mm	
90 25 20	046004	galvanized	with two-colour dual component handles	12 – 25	18 – 35	210	325
90 29 01	031932	spare blade for composite pipes					
90 29 02	031949	spare blades for protective tubes					
90 29 15	031956	calibration arbor for Geberit pipes, 11.5 and 15.0 mm dia.					


90

90 Pipe Cutter for composite and plastic pipes

patented



90 25 40



- ▶ for cutting thick walled plastic and composite pipes of 26.0 – 40.0 mm dia.
- ▶ cuts pipes according to the ratchet principle in several strokes
- ▶ moveable pipe support positions pipes of various diameters correctly for a rectangular cut
- ▶ easily exchangeable blades
- ▶ high strength special grade steel, oil-hardened and tempered

Article-No.	EAN-Code	Head	Handles	Cutting capacities			g
				ø mm	Length mm		
90 25 40	045182	galvanized	with two-colour dual component handles	26 – 40	210	465	
90 29 40	045199	spare blade					

Cutter for Plastic Pipes
94 10 185 see page 89

90 Punch Lock Riveters



90 41 340



90 42 250

Article-No.	EAN-	Head	Handles	Capacity	⚖
Length Code					
mm	4003773-			mm	g
90 41 340	028055	burnished	plastic coated	max 1.2	900
90 42 250	047865	burnished	with plastic handles	(2 x 0.6)	690
90 49 340	028079	spare punch for 90 41 340			
90 49 340 M	028497	spare die for 90 41 340			

- ▶ for producing solid connections of all metal section sheets used in partition walls and false ceilings
- ▶ for U- and C-shaped sections with max 1.2 mm metal (2 x 0.6 mm)
- ▶ minimum handforce required due to optimum lever transmission

- ▶ high strength special grade steel, oil-hardened and tempered

Model 90 41 340:
▶ for two-hand operation

Model 90 42 250:
▶ for one-hand operation



Setting the plier for connection of two metal section sheets



The punching tool is pressed through the metal section sheets



The sheet projections are bent



Completed sheet connection

90 Sheet Metal Nibbler



90 55 280

Article-No.	EAN-	Head	Handles	⚖
Length Code				
mm	4003773-			g
90 55 280	026730	nickel plated	with plastic handles	560
90 59 280	027355	spare blade		

- ▶ for cutting iron, copper or aluminium plate up to max. 1.2 mm thickness, plastic up to max. 2.0 mm thickness
- ▶ materials are cut without deformation
- ▶ clean cut edges - no additional work needed on the cut profile

- ▶ with chip breaker
- ▶ easy handling
- ▶ high strength special steel, particularly stressed parts oil-hardened and tempered



90 55 280: Notching and chip breaking in one operation



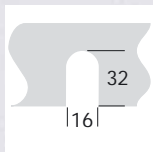
Notching without chip breaking

90 Notching Pliers

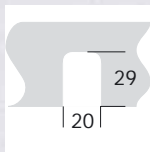
patented



90 61 20



90 61 16



90 61 20

- ▶ special plier for notching out recesses in plastic ledges and casing boxes for electric and sanitary installation
- ▶ notches can be enlarged by initial and final cut
- ▶ clean cut edges - no additional work needed on the cut profile
- ▶ high cutting performance with little handforce due to optimum lever transmission
- ▶ easy handling
- ▶ with opening spring and restricted opening
- ▶ head burnished, handles with plastic handles
- ▶ cutter head: special tool steel, oil-hardened and tempered

special

KNIPEX

The KNIPEX Notching Plier produces the most common notches in plastic ledges and cable ducts in a simple, fast and clean way. No time-consuming sawing out or nibbling and no additional work required.



Easy notching thanks to high leverage



Clean cut profile requires no additional work

Article.-No.	EAN-Code	Head	Handles	Capacity	Length mm	g
90 61 16	051947	burnished	with plastic handles	□ 16 x 32 mm	250	405
90 61 20	051954	burnished	with plastic handles	□ 20 x 29 mm	250	415

90 Revolving Punch Plier



90 70 220

- ▶ for punching holes in leather, textiles and plastic material
- ▶ with six interchangeable punches: 2.0/2.5/3.0/3.5/4.0/5.0 mm dia.
- ▶ with opening spring and locking lever
- ▶ powder-coated for reliable protection against rust
- ▶ punched and stamped from high-strength sheet steel



Interchangeable punches

Article.-No.	EAN-Code	Finish	Length mm	g
90 70 220	019411	powder-coated	265	265

91 Tile Nibbling Pincer, Parrot Beak Pincer



- ▶ predrilled holes in tiles can be enlarged and edges formed by nibbling
- ▶ high grade special tool steel, oil-hardened and tempered

91 00 200

Article-No.	EAN-Code	Head	Handles	
Length mm	4003773-			g
91 00 200	013754	polished	black atramentized	165



91 Tile Breaking Pincer



- ▶ for breaking tiles to a scored line
- ▶ moveable, self-aligning jaw, rubberlined to protect the tile
- ▶ special tool steel

91 11 190

Article-No.	EAN-Code	Head	Handles	
Length mm	4003773-			g
91 11 190	019459	black lacquered	plastic coated	335

91 Glass Breaking Pincer



- ▶ for breaking glass to a scored line
- ▶ special tool steel, oil-hardened and tempered

91 30 180

Article-No.	EAN-Code	Head	Handles	Jaw width	
Length mm	4003773-			mm	g
91 30 180	015093	polished	black atramentized	24.0	265

91 Glass Nibbling Pincers



91 51 160


- ▶ for breaking off narrow strips of glass to a scored line
- ▶ for finishing off glass edges to required profile
- ▶ special tool steel, oil-hardened and tempered

Model 91 71 160:

- ▶ narrow version, with opening spring

Article-No.	EAN-Code	Style	Head	Handles	Jaw width	△
Length mm	Code 4003773-				mm	g
91 51 160	014355		polished	plastic coated	9.5	155
91 71 160	019565	WWW	polished	plastic coated	4	145

91 Flat Nose Grozing Plier



91 61 160

- ▶ with soft gripping jaws
- ▶ for trimming glass edges, e. g. when making leaded glass windows
- ▶ special tool steel

Article-No.	EAN-Code	Head	Handles	Jaw width	△
Length mm	Code 4003773-			mm	g
91 61 160	019527	polished	plastic coated	9.5	145


92 Precision Tweezers for Electronics

Precision Tweezers, pointed shape

- ▶ for fine mounting work
- ▶ straight pattern
- ▶ smooth gripping surfaces
- ▶ particularly slim tips




92 22 04



92 22 06



92 23 05



92 22 07



92 24 01

Precision Tweezers, needle-pointed shape

- ▶ for ultra fine mounting work
- ▶ extra fine tips
- ▶ smooth gripping surfaces
- ▶ stainless, anti-magnetic
- ▶ non-reflective mattfinished




92 22 12



92 22 13



92 34 28




92 32 29

Precision Tweezers, with dowel pin, pointed shape

- ▶ universally applicable
- ▶ narrow tips
- ▶ gripping surfaces with fine transverse serration
- ▶ chequered handles




92 22 35



92 24 34



92 34 37



92 34 36

Model 92 22 04:

- ▶ non-reflective mattfinished
- ▶ gripping surfaces mattfinished for optimum grip
- ▶ Chrome nickel steel: stainless, anti-magnetic (18/10), not temperable, very popular electronics quality

Model 92 22 06:

- ▶ non-reflective mattfinished
- ▶ gripping surfaces mattfinished for optimum grip
- ▶ Chrome nickel steel: stainless, anti-magnetic (18/10), not temperable, very popular electronics quality

Model 92 22 12:

- ▶ straight pattern

Model 92 22 13:

- ▶ American shape, solid
- ▶ straight pattern
- ▶ stainless, anti-magnetic and acid-proof

Model 92 22 35:

- ▶ straight pattern
- ▶ non-reflective mattfinished
- ▶ stainless, anti-magnetic and acid-proof

Model 92 24 34:

- ▶ straight pattern
- ▶ nickel plated

Model 92 22 07:

- ▶ non-reflective mattfinished
- ▶ stainless, anti-magnetic and acid-proof

Model 92 23 05:

- ▶ TITANIUM
- ▶ electrically conductive
- ▶ lightweight
- ▶ non-reflective mattfinished
- ▶ stainless, anti-magnetic and acid-proof

Model 92 24 01:

- ▶ mirror finish nickel plated and polished

Model 92 32 29:

- ▶ sickle-shaped tips
- ▶ Chrome nickel steel: stainless, anti-magnetic (18/10), not temperable, very popular electronics quality
- ▶ gripping surfaces mattfinished for optimum grip

Model 92 34 28:

- ▶ bent tips

Model 92 34 36:

- ▶ bent tips
- ▶ nickel plated

Model 92 34 37:

- ▶ bent tips
- ▶ black non-reflective lacquered

Data Table see page 87

Precision Tweezers, blunt shape

- ▶ universally applicable
- ▶ straight pattern
- ▶ wide, round tips
- ▶ chequered handles



92 44 42



92 64 43



92 64 44



92 70 46



92 72 45



Precision Tweezer, rectangular blunt



92 84 18



Precision Tweezer, round slim shape



92 52 23

Precision Tweezers, for mounting work

- ▶ smooth gripping surfaces
- ▶ non-reflective mattfinished



92 02 53



92 02 54



92 12 52



92 02 55

*SMD-technology: technique for soldering surface mounted components on printed circuit boards without using holes.

Model 92 44 42:

- ▶ jewellers' tweezer
- ▶ round tips, approx. 2 mm wide
- ▶ gripping jaws with fine crosswise serration (cross cut)
- ▶ nickel plated

Model 92 64 43:

- ▶ round tips, approx. 3.0 mm wide
- ▶ gripping surfaces with fine transverse serration
- ▶ nickel plated

Model 92 64 44:

- ▶ round tips, approx. 3.5 mm wide
- ▶ gripping surfaces with fine transverse serration
- ▶ nickel plated

Model 92 70 46:

- ▶ round tips, approx. 3.5 mm wide
- ▶ gripping surfaces with fine transverse serration
- ▶ black non-reflective lacquered

Model 92 72 45:

- ▶ round tips, approx. 3.5 mm wide
- ▶ serrated gripping surfaces
- ▶ non-reflective mattfinished
- ▶ stainless, anti-magnetic and acid-proof

- ▶ mounting tweezer
- ▶ rectangular tips, approx. 0.9 mm wide
- ▶ gripping surfaces with fine transverse serration
- ▶ nickel plated

- ▶ round tips, approx. 2 mm wide
- ▶ smooth gripping surfaces
- ▶ stainless, anti-magnetic and acid-proof

Modell 92 02 53:

- ▶ for SMD-technology*
- ▶ angled tips, width approx. 1 mm
- ▶ gripping surfaces mattfinished for optimum grip
- ▶ Chrome nickel steel: stainless, anti-magnetic (18/10), not temperable, very popular electronics quality

- ▶ Chrome nickel steel: stainless, anti-magnetic (18/10), not temperable, very popular electronics quality

Model 92 02 55:

- ▶ gripping jaws 3.5 mm wide, for cylindrical components of 0.8 mm dia.

Model 92 02 54:

- ▶ for SMD-technology*
- ▶ angled tips, width approx. 1 mm
- ▶ gripping jaws 3.5 mm wide, for cylindrical components of 0.6 mm dia.
- ▶ gripping surfaces mattfinished for optimum grip

- ▶ chequered handles
- ▶ stainless, anti-magnetic and acid-proof

Model 92 12 52:

- ▶ bent tips
- ▶ extra strong tips
- ▶ stainless, anti-magnetic

92 Precision Tweezers for Electronics



Precision Tweezers ESD



92 08 78 ESD



92 08 79 ESD



92 38 75 ESD



92 28 69 ESD



92 58 74 ESD



92 28 70 ESD



92 78 77 ESD



92 28 71 ESD



92 88 73 ESD



92 28 72 ESD

- ▶ Chrome nickel steel: stainless, anti-magnetic (18/10), not temperable, very popular electronics quality
 - ▶ ESD coating: non-reflective black, with a surface resistance of approx. 10^5 Ohm
 - ▶ tips non-reflective brushed
 - ▶ gripping surfaces mattfinished for optimum grip
- Model 92 28 71 ESD:**
- ▶ needle-pointed tips
 - ▶ straight pattern
 - ▶ smooth gripping surfaces
- Model 92 28 72 ESD:**
- ▶ American shape, solid
 - ▶ long tips
 - ▶ straight pattern
 - ▶ smooth gripping surfaces

- Model 92 08 78 ESD:**
- ▶ for SMD-technology
 - ▶ bent tips
 - ▶ smooth gripping surfaces

- Model 92 08 79 ESD:**
- ▶ shaped to grip horizontal cylindrical components of 1.0 mm dia.
 - ▶ smooth gripping surfaces
 - ▶ chequered handles

- Model 92 28 69 ESD:**
- ▶ straight pattern
 - ▶ strong tip
 - ▶ smooth gripping surfaces

- Model 92 28 70 ESD:**
- ▶ straight pattern
 - ▶ fine tip
 - ▶ smooth gripping surfaces

- Model 92 38 75 ESD:**
- ▶ sickle-shaped tips
 - ▶ smooth gripping surfaces

- Model 92 58 74 ESD:**
- ▶ round tips, approx. 2 mm wide
 - ▶ straight pattern
 - ▶ smooth gripping surfaces

- Model 92 78 77 ESD:**
- ▶ round tips, approx. 3.5 mm wide
 - ▶ straight pattern
 - ▶ serrated gripping surfaces
 - ▶ chequered handles

- Model 92 88 73 ESD:**
- ▶ rectangular tips, approx. 0.9 mm wide
 - ▶ gripping surfaces with fine transverse serration

Precision Tweezers, insulated 1000 V

- ▶ tested according IEC 60900 : 2004 1000 V
- ▶ plastic dipped insulated
- ▶ nickel plated



92 27 61



92 27 62



92 67 63



92 37 64



- Model 92 27 61:**
- ▶ for ultra fine mounting work
 - ▶ extra fine tips
 - ▶ straight pattern
 - ▶ gripping surfaces mattfinished for optimum grip

- Model 92 27 62:**
- ▶ straight pattern
 - ▶ gripping surfaces with fine transverse serration

- Model 92 37 64:**
- ▶ bent tips
 - ▶ gripping surfaces with fine transverse serration

- Model 92 67 63:**
- ▶ straight pattern
 - ▶ serrated gripping surfaces

*SMD-technology: technique for soldering surface mounted components on printed circuit boards without using holes.

Plastic Tweezer



92 69 84



- ▶ solid plastic tweezer
- ▶ trapezoidal tips, approx. 3.5 mm wide
- ▶ serrated gripping surfaces

- ▶ chequered handles
- ▶ heat resistant up to approx. 130° C

Cross-Over Tweezers



92 94 91



92 95 89



92 95 90



- ▶ universally applicable
- ▶ for efficient clamping
- ▶ nickel plated

Model 92 94 91:

- ▶ trapezoidal tips
- ▶ straight pattern
- ▶ gripping surfaces with fine transverse serration
- ▶ chequered handles

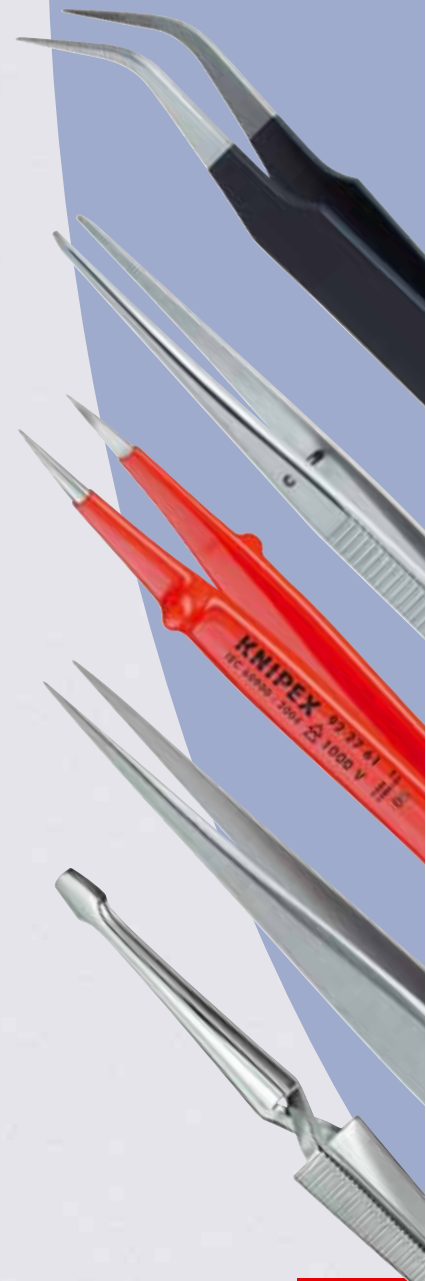
Model 92 95 89:

- ▶ narrow tips
- ▶ straight pattern
- ▶ gripping surfaces with fine transverse serration
- ▶ handles with plastic attachment

Model 92 95 90:

- ▶ narrow tips
- ▶ bent tips
- ▶ gripping surfaces with fine transverse serration
- ▶ handles with plastic attachment

Bestell-Nr.	EAN-Code	Ausführung	Länge mm	△
	4003773-			
92 02 53	054603	stainless, anti-magnetic	120	15
92 02 54	054610	stainless, anti-magnetic	120	15
92 02 55	054627	stainless, anti-magnetic, acid-proof	115	15
92 08 78 ESD	054634	stainless, anti-magnetic, ESD electrically dissipative	120	20
92 08 79 ESD	054641	stainless, anti-magnetic, ESD electrically dissipative	120	15
92 12 52	054658	stainless, anti-magnetic	120	20
92 22 04	054665	stainless, anti-magnetic	130	20
92 22 06	054672	stainless, anti-magnetic	120	15
92 22 07	054689	stainless, anti-magnetic, acid-proof	115	15
92 22 12	054696	stainless, anti-magnetic	105	20
92 22 13	054702	stainless, anti-magnetic, acid-proof	135	20
92 22 35	054719	stainless, anti-magnetic, acid-proof	155	25
92 23 05	054726	stainless, Titanium, anti-magnetic, acid-proof	120	10
92 24 01	054733	nickel plated	120	15
92 24 34	054740	nickel plated	155	20
92 27 61	054757	insulated and tested according to IEC 60900:2004 Δ 1000 V	130	30
92 27 62	054764	insulated and tested according to IEC 60900:2004 Δ 1000 V	150	35
92 28 69 ESD	054771	stainless, anti-magnetic, ESD electrically dissipative	130	20
92 28 70 ESD	054788	stainless, anti-magnetic, ESD electrically dissipative	110	15
92 28 71 ESD	054795	stainless, anti-magnetic, ESD electrically dissipative	110	15
92 28 72 ESD	054801	stainless, anti-magnetic, ESD electrically dissipative	135	20
92 32 29	054818	stainless, anti-magnetic	120	20
92 34 28	054825	stainless, anti-magnetic	105	10
92 34 36	054832	nickel plated	155	25
92 34 37	054849	black coated	155	25
92 37 64	054856	insulated and tested according to IEC 60900:2004 Δ 1000 V	150	35
92 38 75 ESD	054863	stainless, anti-magnetic, ESD electrically dissipative	120	15
92 44 42	054887	nickel plated	140	20
92 52 23	054894	stainless, anti-magnetic, acid-proof	120	15
92 58 74 ESD	054900	stainless, anti-magnetic, ESD electrically dissipative	120	20
92 64 43	054917	nickel plated	120	15
92 64 44	054924	nickel plated	145	25
92 67 63	054931	insulated and tested according to IEC 60900:2004 Δ 1000 V	145	40
92 69 84	054948	plastic	130	5
92 70 46	055075	black coated	145	25
92 72 45	054962	stainless, anti-magnetic, acid-proof	145	30
92 78 77 ESD	054979	stainless, anti-magnetic, ESD electrically dissipative	145	30
92 84 18	054986	nickel plated	125	20
92 88 73 ESD	054993	stainless, anti-magnetic, ESD electrically dissipative	130	20
92 94 91	055006	nickel plated	160	35
92 95 89	055013	nickel plated	160	30
92 95 90	055020	nickel plated	160	30






94

94 Cutter for Plastic Pipes, for the Electrical Installation

94 10 185



Ø 6-35 mm



- ▶ for clean cutting of plastic pipes (e.g. plastic clad pipes) with 6 - 35 mm dia.
 - ▶ **not suitable for cutting cables**
 - ▶ blade is replaceable and can be retracted in any position
 - ▶ low force requirement due to special blade geometry and optimum transmission
 - ▶ minimum operator fatigue due to ergonomic handle design and ratchet blade feed in stages
 - ▶ die-cast aluminium body, red lacquered
- ▶ blade made of tool steel, oil-hardened and tempered

Article-No.	EAN-	Capacity	↕
Length mm	Code 4003773-	Ø mm	g
94 10 185	047025	6.0 - 35.0	560
94 19 185	047032	spare blade for 94 10 185	50

94

94 Cutter for Ribbon Cables

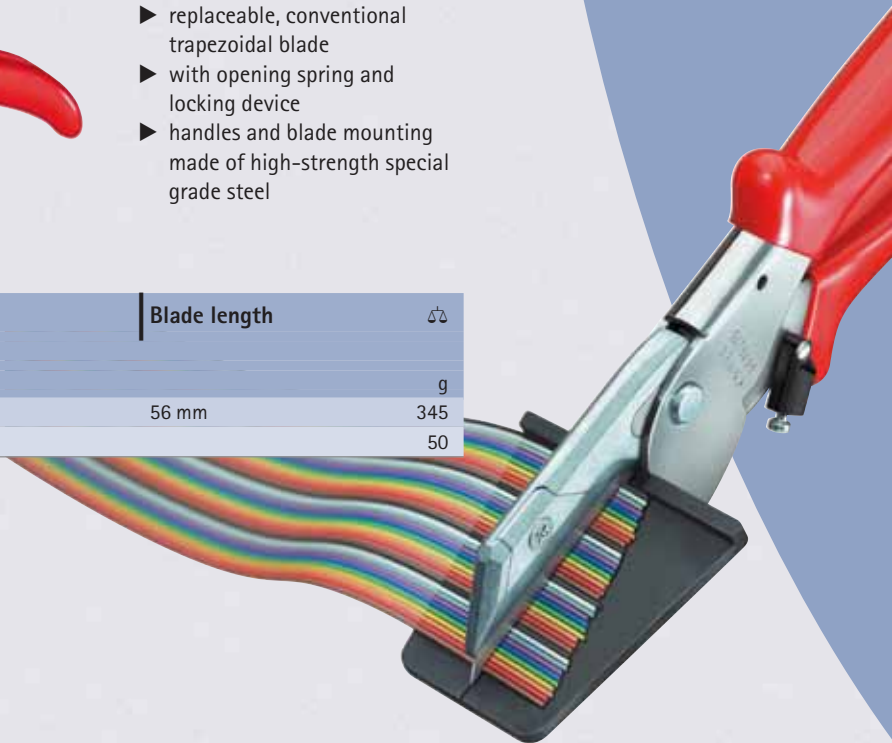


94 15 215



- ▶ for crushing-free cutting of ribbon cable up to 56 mm width
- ▶ exchangeable cutting base with fence angle for rectangular cuts
- ▶ replaceable, conventional trapezoidal blade
- ▶ with opening spring and locking device
- ▶ handles and blade mounting made of high-strength special grade steel

Article-No.	EAN-	Head	Handles	Blade length	↕
Length mm	Code 4003773-				g
94 15 215	046011	chrome plated	plastic coated	56 mm	345
94 19 215	046219	spare blade			50




94

94 Mitre Shears for plastic and rubber sections



94 35 215



- ▶ for crushing-free cutting of plastic, rubber and soft timber section; also for ribbon cable up to 56 mm width
- ▶ exchangeable cutting base with fence angle for 45°-cuts and markings for 60°-, 75°- and 90°- cuts
- ▶ replaceable, conventional trapezoidal blade
- ▶ with opening spring and locking device
- ▶ handles and blade mounting made of high-strength special grade steel

Article-No.	EAN-Code	Head	Handles	Blade Length	g
94 35 215	046028	chrome plated	plastic coated	56 mm	400
94 19 215	046219	spare blade			50

95

95 Vinyl Shears, also for cable ducts

patented



95 02 10

- ▶ special lever transmission
- ▶ new, very effective blade geometry
- ▶ head burnished, with two-colour dual component handles

Model 95 02 10:

- ▶ for plastic material up to approx. 6.0 mm thickness (e.g. PE with 63 Shore)




High cutting performance for vinyl plates up to 6.0 mm thickness



95 02 21

Model 95 02 21:

- ▶ for cutting and shortening cable ducts, also for plastic material up to 4.0 mm thickness



Blade length 110 mm for cutting wide cable ducts

Article-No.	EAN-Code	Cutting capacities	Blade length	Length	g
95 02 10	047872	4.0 - 6.0 mm	60 mm	225 mm	460
95 02 21	052128	max. 4.0 mm	110 mm	275 mm	535

95

95 Shears for KEVLAR® Fibres



95 03 160 SB

- ▶ only for cutting fibres of KEVLAR® in optical fibre cables, not recommended for other materials
- ▶ precision grinding with serration prevents the fibres from slipping and guarantees a clean cut
- ▶ riveted precision joint, for low-friction movement and smooth and even cutting of the thin KEVLAR® fibres
- ▶ hard-chrome plated, ground surface
- ▶ user-friendly plastic handles
- ▶ body of shears oil-hardened and tempered



Precision ground with fine toothing for clean, non-slip (nonskid) cut

Article-No.	EAN-	Head	Handles	
Length	Code			♻
mm	4003773-			g
95 03 160 SB	043362	chrome plated	plastic coated	80

95

95 Combination Shears



95 05 140



95 05 185



95 05 190

- ▶ combination shears for cutting cardboard, plastics, aluminium, brass and copper foils
- ▶ **not suitable for steel wire or iron sheets**
- ▶ precision ground, hardened blades
- ▶ with opening spring and locking device
- ▶ with guard
- ▶ adjustable screw joint
- ▶ blades made of stainless steel
- ▶ oil-hardened and tempered

Model 95 05 185:

- ▶ angled shape - for easy execution of long cuttings
- ▶ ergonomically shaped plastic handles

Article-No.	EAN-	Head	Handles	
Length	Code			♻
mm	4003773-			g
95 05 140	019589	bright polished	with plastic handles	50
165	060277			110
190	019602			120

KEVLAR® is a registered Trademark of E. I. du Pont de Nemours and Company

95

95 Cable Shear

95 05 165



- ▶ not suitable for steel wire and hard drawn copper conductors
- ▶ precision ground, hardened blades
- ▶ no crushing, slight deformation of the cable only
- ▶ with guard
- ▶ adjustable screw joint

Model 95 05 165:

- ▶ cable shears for universal use; cuts cables up to 10 mm dia. / 24 mm²
- ▶ with opening spring and locking lever
- ▶ blades made of stainless steel
- ▶ oil-hardened and tempered

95 06 230



Model 95 06 230:

- ▶ for copper conductors single wire up to 16 mm², multiple wire up to 50 mm², fine strand up to 70 mm² and aluminium conductors multiple wire up to 70 mm²
- ▶ easy cutting with one-hand operation due to high transmission ratio
- ▶ stainless - special grade - steel, oil hardened and tempered
- ▶ VDE tested according to DIN EN/IEC 60900

Article-No.	EAN-Code	Head	Handles	Cutting Capacity			
				Length mm	mm	mm ²	AWG
95 05 165	019596	bright polished	with plastic handles	10	24	3	115
95 06 230	006305	bright polished	plastic insulated ⚠ 1000 V ⚡ VDE-tested	16	50	1	275

95

95 Cable Shears

95 11 165




- ▶ for cutting copper and aluminium cables, single and multiple wire
- ▶ not suitable for steel wire and hard drawn copper conductors
- ▶ precision ground, hardened blades
- ▶ clean and smooth cut without crushing and deformation
- ▶ easy cutting with one-hand operation
- ▶ with guard
- ▶ adjustable screw joint, self-locking
- ▶ forged
- ▶ Vanadium steel, oil-hardened and tempered



Cut performed with a Diagonal Cutter: high effort required, inaccurate cut, considerable deforming and crushing of the cable

95 12 165



Model 95 11/12 165:

- ▶ universal use for dismantling and stripping

95 16 165



Article-No.	EAN-Code	Head	Handles	Cutting capacity			
				Length mm	mm	mm ²	AWG
95 11 165	029175	burnished	plastic coated	15	50	1/0	210
95 12 165	029182	burnished	with two-colour dual component handles	15	50	1/0	245
95 16 165	039648	chrome plated	insulated with two-colour dual component handles ⚠ 1000 V ⚡ VDE-tested	15	50	1/0	255



Cut effected with a Cable Shear: easy, clean cut without any deformation of the cable

95

95 Cable Shears with twin cutting edge

patented



95 11 200



95 12 200



95 16 200

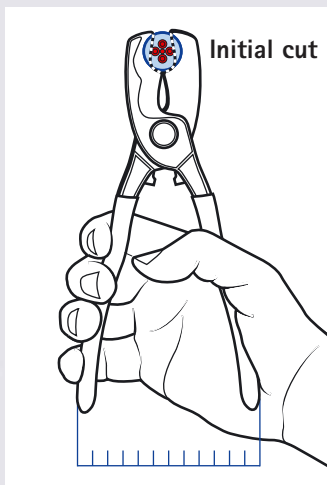


- ▶ for cutting copper and aluminium cables, single and multiple wire
- ▶ **not suitable for steel wire and hard drawn copper conductors**
- ▶ precision ground, hardened blades
- ▶ clean and smooth cut without crushing and deformation
- ▶ easy cutting with one-hand operation
- ▶ initial and final cut (upper and lower blade) allows cables of up to 20 mm dia. to be cut
- ▶ low handforce required due to favourable lever ratio and new blade geometry
- ▶ with guard
- ▶ adjustable screw joint, self-locking
- ▶ forged
- ▶ special tool steel, oil-hardened and tempered

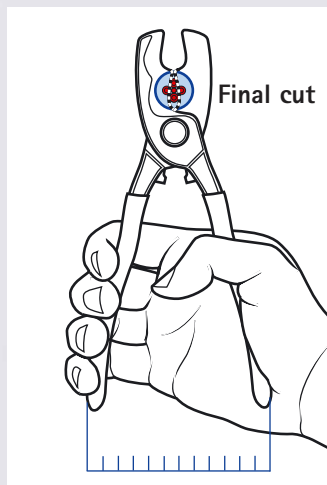
KNIPEX special

KNIPEX Cable Shears with twin cutting edge are designed for cutting cables up to 20 mm dia.. Even in case of large cable cross sections handles are always in a favourable position due to initial and final cut.

Article-No.	EAN-Code	Head	Handles	Cutting capacity			
				Ø mm	mm ²	AWG	g
95 11 200	026754	burnished	plastic coated	20	70	2/0	295
95 12 200	047834	burnished	with two-colour dual component handles	20	70	2/0	345
95 16 200	026761	chrome plated	insulated with two-colour dual component handles	20	70	2/0	345
95 17 200	026952	chrome plated	plastic dipped insulated	20	70	2/0	380



Initial cut



Final cut

Initial cut: using the upper cutting edge, an ergonomic handle opening is guaranteed even in case of large cable diameters

Final cut: if higher handforce is required, an additional cut can be done with the cutting edge profile near the joint. Initial cut with the upper cutting edge – final cut with the lower cutting edge



95 Cable Shears



95 11 500



Large cutting capacity:
max. 27 mm dia./150 mm²

Article-No.	EAN-Code	Head	Handles	Cutting capacity				⚖
				⌀ mm	mm ²	AWG	g	
95 11 500	026778	polished	with plastic handles	27	150	5/0	1090	
95 17 500	026785	polished	plastic dipped insulated ⚡ 1000 V ⚙️ VDE-tested	27	150	5/0	1360	

- ▶ for cutting copper and aluminium cables, single and multiple wire
- ▶ **not suitable for steel wire and wire ropes**
- ▶ precision ground, hardened blades
- ▶ clean and smooth cut without crushing and deformation
- ▶ low handforce required due to favourable lever ratio and new blade geometry
- ▶ short design, length only 500 mm
- ▶ low weight
- ▶ with guard
- ▶ adjustable screw joint
- ▶ cutter head forged from Vanadium steel, oil-hardened and tempered
- ▶ handles made of high resistant aluminium pipes

special

KNIPEX

The Cable Shears in compact and low weight construction (up to 1,000 g less in weight than comparable cable shears) for cable diameters up to 27 mm. Easy and clean cut due to high lever transmission and optimum blade geometry.

Requires 32% less effort

Cutting a multiple wire cable 5 x 50 mm² with these high transmission KNIPEX Cable Shears (length 500 mm) requires handforce of only 560 N (56.0 kp) instead of 830 N (83.0 kp) with Cable Shears 95 21 600 (length 600 mm).



95 Cable Shears



95 21 600



Article-No.	EAN-Code	Head	Handles	Cutting capacity				⚖
				⌀ mm	mm ²	AWG	g	
95 21 600	025252	polished	with plastic handles	27	150	5/0	2055	
95 27 600	021797	polished	plastic dipped insulated ⚡ 1000 V ⚙️ VDE-tested	27	150	5/0	2300	
95 29 600	021803	spare cutter head					365	

- ▶ for cutting copper and aluminium cables, single and multiple wire
- ▶ **not suitable for steel wire and wire ropes**
- ▶ precision ground, hardened blades
- ▶ clean and smooth cut without crushing and deformation
- ▶ favourable transmission ratio due to double lever
- ▶ with guard
- ▶ adjustable screw joint
- ▶ replaceable, forged cutter head
- ▶ cutter head made of special tool steel, oil-hardened and tempered

95

95 Cable Cutters, Ratchet Action

patented



95 31 250



95 36 250



95 31 280



- ▶ for cutting copper and aluminium cables, single and multiple wire
- ▶ **not suitable for steel wire and wire ropes**
- ▶ precision ground, hardened blades
- ▶ clean and smooth cut without crushing and deformation
- ▶ one-hand operation using ratchet principle
- ▶ little handforce required due to optimum transmission ratio
- ▶ two-stage ratchet drive for easy cutting
- ▶ simple handling as a result of low weight and compact design – can be used even in confined areas
- ▶ with guard
- ▶ special grade tool steel

Model 95 31:

- ▶ fixed handle with support area for putting down the plier when cutting

Models 95 31/36 280:


- ▶ suitable for aluminium sector cable up to 4 x 150 mm²

KNIPEX special


Cutting thicker cables usually requires a high handforce. KNIPEX Ratchet Cable Cutters facilitate this work by means of a two-stage ratchet drive and a handle with support (model 95 31). The cable cutter can be rested on a solid ground so that additional body weight can be applied to lower arm musculature fatigue.



Article-No.	EAN-Code	Head	Handles	Cutting capacity			
				Length mm	mm ²	MCM	g
95 31 250	043935	lacquered	with two-colour dual component handles	32	240	500	575
280	043942			52	380	750	750
95 36 250	026884	lacquered	insulated with two-colour dual component handles	32	240	500	560
280	026891			52	380	750	735
95 39 250	022244	spare moving blade					130
95 39 280	025283	spare moving blade					260



95 31 280: large cutting capacity: maximum 52 mm dia. / 380 mm²



Ratchet principle and two-stage ratchet drive for easier cutting.

95 Cable Cutters, Ratchet Action



95 31 720



- ▶ for cutting copper and aluminium cables, single and multiple wire – also with hard rubber or plastic sheath
- ▶ **not suitable for steel wire and wire ropes**
- ▶ also suitable for cables with iron sheath reinforcement
- ▶ precision ground, hardened blades
- ▶ clean and smooth cut without crushing and deformation
- ▶ little handforce required for cutting due to optimum transmission ratio
- ▶ high cutting capacity due to two-hand operation and ratchet action
- ▶ the blade can be opened in any cutting position
- ▶ suitable for working in confined areas
- ▶ blades made of special tool steel, oil-hardened and tempered
- ▶ handles made of steel tubing

Article-No.	EAN-Code	Head	Handles	Cutting capacity			
				⊕	⊗	⊙	g
Length mm	Code			⊕ mm	⊗ mm ²	MCM	
95 31 720	025269	lacquered	powder coated, with plastic handles	60	740	1400	5370
870	025276			100	960	1900	7090
95 39 720	025290	spare moving blade					595
870	025306						1340



95 31 870: Large cutting capacity: maximum 100 mm dia. / 960 mm²

95 Wire Rope Cutter



95 61 190



- ▶ for medium hard wire up to 6 mm dia., e.g. Bowden cords, but also for cables and steel rods
- ▶ with opening spring and locking device
- ▶ cutting edges additionally induction hardened
- ▶ special blade geometry prevents the wire rope fanning out

Article-No.	EAN-Code	Head	Handles	Cutting capacities			g
				⊕	⊗	⊙	
Length mm	Code			mm ²	⊕ mm	⊙ mm	
95 61 190	019640	polished	plastic coated	10	6	4	315

95

95 Wire Rope and Cable Cutters



95 71 600






- ▶ for wire ropes and steel rods, copper and aluminium cables
- ▶ suitable for cutting overhead cables with strain relief wire
- ▶ angular cutting blades allow cutting of single rope wire
- ▶ optimum transmission ratio for high cutting performance
- ▶ low weight
- ▶ replaceable cutter head
- ▶ high-strength aluminium handles

- ▶ cutter head made of special grade tool steel, oil-hardened and tempered

Model 95 81 600:

- ▶ with reinforced cutter head for higher performance, also cuts piano wire

Article-No.	EAN-Code	Head	Handles	Cutting capacities				
							AWG	g
	Length mm	Code 4003773-		mm ²	ø mm	ø mm		
95 71 445	014522	polished	with plastic handles	95	10	7	3/0	1100
600	014539			150	14	9	5/0	1750
95 77 600	025313	polished	plastic dipped insulated ⚡ 1000 V VDE-tested	150	14	9	5/0	2250
95 79 445	025320	spare cutter head						
600	025337							
95 81 600	025344	polished	with plastic handles	150	16	10	5/0	2280
95 89 600	025351	spare cutter head						

Do visit our website particularly
for crimping details:
www.crimping.info



97 Crimp Grip Pliers




97 00 215 A



- ▶ for solder-free electrical connections
- ▶ quick release lever
- ▶ high contact pressure with minimum handforce using toggle lever transmission
- ▶ reproducible crimping quality with high tensile strength because of zero point lock
- ▶ adjustable crimping pressure
- ▶ high strength special grade steel

Model 97 00 215 D:

- ▶ crimps conductor and insulation in one single operation



Article-No.	EAN-Code	Head	Handles	Range of Application	Capacity		
					mm ²	AWG	g
97 00 215 A	006497	burnished	burnished	insulated terminals and plug connectors	0.5 - 6.0	20 - 10	530
97 00 215 B	006503	burnished	nickel plated	non-insulated open plug-type connectors (6.3 mm)	0.5 - 6.0	20 - 10	525
97 00 215 D	006527	burnished	burnished	insulated terminals and plug connectors	0.5 - 6.0	20 - 10	525

97 Crimping Pliers



97 21 215



- ▶ for cutting cables, stripping wire and crimping insulated and non-insulated terminals, connectors and plug type connectors
- ▶ with threaded holes for cutting copper and brass screws threaded M 2.6; 3.0; 3.5; 4.0 and 5.0 mm
- ▶ high strength special grade steel

Article-No.	EAN-Code	Head	Handles	Range of Application	Capacity		
					mm ²	AWG	g
97 21 215	019688	burnished	with plastic handles	insulated terminals and plug connectors	0.75 - 6.0	18 - 10	235
97 21 215 B	019695	burnished	with plastic handles	non-insulated open plug-type connectors (6.3 mm)	0.5 - 2.5	20 - 13	240
97 21 215 C	019701	burnished	with plastic handles	non-insulated terminals and plug connectors	0.5 - 6.0	20 - 10	225

97



97 Crimping Plier



97 32 225



- ▶ for cutting cables, stripping wire and crimping insulated and non-insulated terminals and connectors
- ▶ with threaded holes for cutting copper and brass screws threaded M 2.6; 3.0; 3.5; 4.0 and 5.0 mm
- ▶ high strength special grade steel

Article-No.	EAN-Code	Head	Handles	Range of Application	Capacity		⚖
					mm ²	AWG	
97 32 225	019718	burnished	with plastic handles	 insulated terminals and plug connectors  non-insulated terminals and plug connectors	0.5 - 6.0	20 - 10	240

97

97 Insertion Tool for LSA-Plus and identical



97 40 10


- ▶ tool for putting on boards, sockets and fields
- ▶ pushing down and cutting in one operation
- ▶ for UTP and STP cables, conductor 0.4 - 0.8 mm dia.
- ▶ with integrated pulling hook and release blade
- ▶ plastic body



Insertion tool to connect without having to strip



Putting down and cutting the cable in one operation



Article-No.	EAN-Code	Body	Range of Application	Capacity			⚖
				ø mm	Length mm	g	
97 40 10	044895	plastic	UTP- and STP-cables, LSA-Plus and identical	0.4 - 0.8	175	95	

97 Lever Action Crimping Pliers for shielded Western Plugs



97 43 74



Molex



97 43 78





AMP

- ▶ for crimping shielded Western Plugs
- ▶ for solder-free electrical connections
- ▶ all operations are made in one single connector position
- ▶ almost parallel crimping performance
- ▶ repetitive, high crimping quality due to precision dies and integral lock (self-releasing mechanism)
- ▶ these tools have been set precisely (calibrated) in the factory
- ▶ optimum transmission of force due to lever action for fatigue-reduced operation
- ▶ ergonomically designed handles
- ▶ all stressed parts are made of special steel, oil-hardened and tempered
- ▶ head burnished; with plastic handles

KNIPEX special

KNIPEX Lever Action Crimping Pliers are coordinated to the special requirements for crimping Western Plugs of AMP and Molex. Particularly user friendly: all crimping steps are carried out in a single operating cycle.

Article-No.	EAN-Code	Range of Application	Length	
			mm	g
97 43 74	043294	 shielded Molex connectors	215	1145
97 43 78	047698	 shielded AMP connectors EMT	215	1145

97

97 Crimp System Pliers with exchangeable crimp profiles



97 43 200
with crimp profile 97 49 06

- ▶ for solder-free electrical connections
- ▶ almost parallel crimping performance
- ▶ repetitive, high crimping quality due to precision dies and integral lock (self-releasing mechanism)
- ▶ these tools have been set precisely (calibrated) in the factory
- ▶ optimum transmission of force due to lever action for fatigue-reduced operation
- ▶ ergonomically designed handles
- ▶ wide range of different crimp profiles for nearly all common crimp connections (see Art. No. 97 49..)
- ▶ further special profiles on request
- ▶ different locators for precise positioning of the connectors
- ▶ all stressed parts are made of special steel, oil-hardened and tempered
- ▶ head burnished; with plastic handles

KNIPEX
special

Nearly all common crimp connections can be realized with the KNIPEX Crimp System Plier simply by exchanging the crimping dies. This comfort represents hand crimping technology at the state-of-the-art and optimum crimping results.





Model 97 43 200:
▶ Crimp System Plier 97 43 200 with service tools (hexagonal key, open jaw wrench, screws and nuts) in a plastic case. Foam insert with recesses for crimp profiles and locators.

Model 97 43 05/06:
▶ with fixed crimp profile; in cardboard packaging



Crimp System Plier 97 43 200 with crimp profile 97 49 61 and locator 97 49 90 for turned contacts with different pin diameters, swivelling

97 43 200


Article-No.	EAN-Code 4003773-	Range of applications	Capacity		Length		g
			mm ²	AWG	mm		
97 43 200	030812	see crimp die profile table			200	970	
97 43 05	031031	 Crimp System Plier for non-insulated open plug-type connectors	0.5 - 6.0	20 - 10	200	615	
97 43 06	031048	 Crimp System Plier for insulated terminals and plug connectors	0.5 - 6.0	20 - 10	200	615	



Crimp System Plier 97 43 200 with crimp profile 97 49 30 for non-insulated butt connectors



Crimp System Plier 97 43 200 with crimp profile 97 49 35 for spark plug connectors



Crimp System Plier 97 43 200 with crimp profile 97 49 24 for D-Sub plugs

97 Crimp Profiles and Locators for Crimp System Pliers

Crimp die profil	Article-No.	EAN-Code	Applications	Capacity		g	
					AWG		
		4003773-				g	
		97 49 04	030850	non-insulated open plug-type connectors 2.8 + 4.8 mm	0.1 - 2.5 mm ²	27-13	50
		97 49 05	030867	non-insulated open plug-type connectors 4.8 + 6.3 mm	0.5 - 6.0 mm ²²	20-10	55
		97 49 06	030836	insulated terminals and plug connectors	0.5 - 6.0 mm ²	20-10	55
		97 49 16	040675	insulated terminals and plug connectors	10 / 16 mm ²	7 / 5	50
		97 49 08	030874	end sleeves (ferrules)	0.5 - 6.0 mm ²	20-10	55
		97 49 09	030881	end sleeves (ferrules)	10 / 16 / 25 mm ²	7/5/3	55
		97 49 19	030898	end sleeves (ferrules)	35 / 50 mm ²	2 / 0	65
		97 49 13	030843	non-insulated terminals and plug connectors	0.5 - 10 mm ²	20-7	55
		97 49 23	052135	non-insulated terminals and plug connectors	16 + 25 mm ²	5 + 3	55
		97 49 15	046164	lug connectors and non-insulated plug connectors 4.8 + 6.3 mm	1.25 - 2.5 mm ²	16-10	55
		97 49 20	045212	F-connectors for TV and satellite connectors	3 - 4 / 4 - 6 mm ²	12-10	55
		97 49 24	030911	D-Sub-plugs	Ø 9.6 / SW 8.4 + 8.1 mm; Ø 7.8 / SW 7.0 mm		55
		97 49 30	030904	D-Sub-plugs	0.03 - 0.56 mm ²	32-20	45
		97 49 30	030904	non-insulated butt connectors	1.5 - 10 mm ²	15-7	55
		97 49 35	034315	spark plug connectors + distributors			55
		97 49 40	030959	Coax connectors	RG 58,59,62,71,223		60
		97 49 50	030966	Coax connectors/Car phone	RG 58,174,188,316		60
		97 49 44	041443	rolled contacts	0.14 - 1.5 mm ²	26-15	50
		97 49 54	041450	modular plugs	0.5 - 2.5 mm ²	20-13	55
		97 49 60	030928	turned contacts (HTS + Harting)	0.14 - 4.0 mm ²	26-11	55
		97 49 61	045137	turned contacts (Harting)	1.5/2.5/4.0/6.0 mm ²	15/13/12/10	55
		97 49 64	044055	ABS connectors	- 2.5 / - 6.0 mm ²	- 13 / - 10	60
		97 49 70	030942	unshielded Western plugs	4/6/8-poles		60
		97 49 74	044062	unshielded Molex plugs	RJ 10, 11, 12, 45		55
		97 49 76	047513	shielded Stewart plugs	8-poles		55
		97 49 81	042778	Harting connectors for fibre optics	RJ 12 / RJ 45		50
		97 49 82	042792	Telegärtner connectors for fibre optics	SW 3.0 / Ø 3.5; SW 4.95 / Ø 6.0; SW 6.5 / Ø 7.5		55
		97 49 83	044079	ST-, SC- + STSC/K-plugs for fibre optics	SW 3.25 / Ø 3.6; SW 3.65 / Ø 4.0; SW 4.52 / Ø 5.4		55
		97 49 84	042792	Harting/Suhner connectors for fibre optics	SW 3.65 / Ø 4.1; SW 4.2 / Ø 4.6; SW 5.0 / Ø 6.0		55
		97 49 87	043331	MIC connectors for fibre optics	SW 3.8 / Ø 4.5; SW 4.3 / Ø 5.2; SW 4.95 / Ø 6.0		55
		97 49 90	031017	Locator for 97 49 60 (HTS + Harting)	SW 8.7 / Ø 9.5		50
		97 49 91	045144	Locator for 97 49 61 (Harting)			70
		97 49 93	047926	Locator for 97 49 24 (D-Sub-plugs)			70
		97 49 94	030997	Locator for 97 49 04			20
		97 49 95	031000	Locator for 97 49 05			20

up to 250 different die profiles available;
special profiles on request

97 Crimping Plier for Scotchlok Connectors, with side cutter

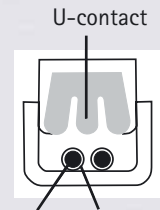


97 50 01

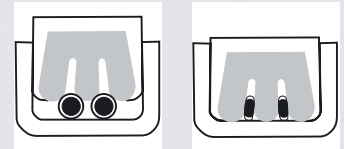


- ▶ for crimping plastic-insulated telecommunication or signal cables using the U-contact principle in single Scotchlok connectors
- ▶ no stripping necessary, U-shaped elements make the connection
- ▶ cutting edges additionally induction hardened
- ▶ with opening spring

- ▶ Vanadium steel, oil-hardened and tempered



conductor insulation



Article-No.	EAN-Code	Style	Head	Handles	Range of Application	Capacity		
						Length mm	mm	g
4003773-						ø mm		
97 50 01	028239	MMMM	polished	plastic coated	Scotchlok single	0.4 - 1.1	155	135

97 Crimping Plier for Western Plugs



97 51 04

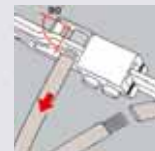


4-poles

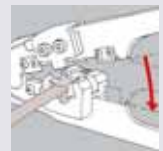
- ▶ for cutting and stripping unshielded ribbon telephone cables
- ▶ for crimping 4-pole Western plugs type RJ 10 (7.65 mm wide)
- ▶ head burnished, with plastic handles



Cut cables



Strip cables



Crimp Western plugs

Article-No.	EAN-Code	Range of Application	Capacity	
			Length mm	g
97 51 04	028048	Western plugs	RJ 10 (4-poles) 7.65 mm	190 230
97 59 06	029700	4 spare blades for 97 51 04 / 10 / 12		

97 Crimping Plier for Western Plugs



97 51 10



6-poles 8-poles

- ▶ professional tool for cutting and stripping unshielded ribbon telephone cables
- ▶ for crimping 6- and 8-pole Western plugs type RJ 11/12 (9.65 mm width) and type RJ 45 (11.68 mm width)
- ▶ exact crimping process due to parallel crimping
- ▶ repetitive, high crimping quality due to integral lock (self-releasing mechanism)

- ▶ optimum transmission of force due to lever action for fatigue-reduced operation
- ▶ with length cutter and dismantling knife for ribbon cables 6 and 12 mm length
- ▶ with additional stripping device for round cables
- ▶ head burnished, with two-colour dual component handles

Article-No.	EAN-Code	Range of Application	Capacity	
			Length mm	g
97 51 10	043171	Western plugs	RJ 11/12 (6-poles) 9.65 mm; RJ 45 (8-poles) 11.68 mm	190 300
97 59 06	029700	4 spare blades for 97 51 04 / 10 / 12		



Precise, clean crimping

97 Crimping Plier for Western Plugs



97 51 12




4-poles 6-poles 8-poles

- ▶ professional tool for cutting and stripping unshielded ribbon telephone cables
- ▶ for crimping 4-, 6- and 8-pole Western plugs type RJ 10 (7.65 mm width), type RJ 11/12 (9.65 mm width) and type RJ 45 (11.68 mm width)
- ▶ exact crimping process due to parallel crimping
- ▶ repetitive, high crimping quality due to integral lock (self-releasing mechanism)

- ▶ optimum transmission of force due to lever action for fatigue-reduced operation
- ▶ with length cutter and dismantling knife for ribbon cables 6 and 12 mm length
- ▶ head burnished, with two-colour dual component handles



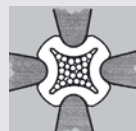
Crimping Plier with cutting and dismantling device

Article-No.	EAN-Code	Range of Application	Capacity	Length	
				mm	g
97 51 12	4003773-043188	Western plugs 	RJ 10, (4-poles) 7.65 mm RJ 11/12 (6-poles) 9.65 mm RJ 45 (8-poles) 11.68 mm	200	530
97 59 06	029700	4 spare blades for 97 51 04 / 10 / 12			

97 Four-Mandrel Crimping Pliers for turned contacts



97 52 64



97 52 65



- ▶ for crimping turned contacts
- ▶ for solder-free electrical connections
- ▶ four-mandrel crimping for exact crimping performance
- ▶ mandrel gauge to check the basic setting
- ▶ locator for positioning the contacts
- ▶ repetitive, high crimping quality due to integral lock (self-releasing mechanism)
- ▶ these tools have been set precisely (calibrated) in the factory
- ▶ optimum transmission of force due to lever action for fatigue-reduced operation
- ▶ high operation comfort thanks to handy shape
- ▶ all stressed parts are made of special steel, oil-hardened and tempered

Model 97 52 63:

- ▶ fine adjustment of pressure depending on the conductor's diameter by means of adjusting wheel
- ▶ nickel plated head, two-colour dual component handles

Model 97 52 64:







- ▶ pressure adjustment depending on the conductor's diameter by means of adjusting wheel in 4 different positions
- ▶ nickel plated head, two-colour dual component handles

Model 97 52 65:

- ▶ fine adjustment of pressure depending on the conductor's diameter by means of adjusting wheel
- ▶ nickel plated head, plastic handles



Four-mandrel squeezing for exact crimping performance

Article-No.	EAN-Code	Range of Application	Capacity	Length		
			mm ²	AWG	mm	g
97 52 63	4003773-050148	 turned contacts 	0.08 - 2.5	28 - 13	180	370
97 52 64	041481	 turned contacts 	0.08 - 2.5	28 - 13	180	415
97 52 65	045236	 turned contacts (Harting) 	0.14 - 6.0	26 - 10	230	680

97 Lever Action Crimping Pliers, also for two-hand operation



97 52 03



97 52 04



97 52 06



97 52 09



97 52 10



- ▶ new generation of lever action crimping pliers
- ▶ for solder-free electrical connections
- ▶ the new lever transmission reduces the handforce up to 30% compared with regular crimping pliers
- ▶ repetitive, standard conforming high crimping quality due to precision dies and integral lock (self-releasing mechanism)
- ▶ these tools have been set precisely (calibrated) in the factory
- ▶ two-hand operation for easy crimping of large conductor diameters
- ▶ easy handling as a result of well balanced centre of gravity, angled head and ergonomically shaped handles
- ▶ all stressed parts are made of special steel, oil-hardened and tempered
- ▶ head burnished, non-slip plastic coated handles

KNIPEX special

With the new generation of Crimping Pliers even large conductor cross sections that normally require a high handforce can be crimped easily. The new lever transmission reduces the necessary handforce up to 30% compared with regular crimping pliers.








First step: move the handle with two fingers only until both jaws touch the connector to be crimped



Second step: now use the whole hand for further crimping procedure



Third step: when greater handforce is required, such as e. g. when crimping insulated connectors 6.0 mm², two hand operation is possible by the longer handles

Article-No.	EAN-Code	Range of Application	Capacity		Length		⚠
			mm ²	AWG	mm	g	
97 52 03	025443	 non-insulated terminals and plug connectors	4.0 - 10.0	11 - 7	250	565	
97 52 13	048084		0.5 - 10.0	20 - 7	250	570	
97 52 23	052159		16 + 25	5 + 3	250		
97 52 04	025450	 non-insulated, open plug-type connectors	0.1 - 2.5	27 - 13	250	565	
97 52 05	025467		0.5 - 6.0	20 - 10	250	570	
97 52 06	025474	 insulated terminals and plug connectors	0.5 - 6.0	20 - 10	250	560	
97 52 08	025481		0.5 - 6.0	20-10	250	575	
97 52 09	025498	 end sleeves (ferrules)	10/16/25	7/5/3	250	570	
97 52 19	052142		35 + 50	2 + 0	250	575	
97 52 10	023678	 COAX-, BNC- and TNC- connectors, RG 58			250	575	
97 49 94	030997	 locator for Art.-No. 97 52 04				20	
97 49 95	031000	locator for Art.-No. 97 52 05				20	

97 Crimping Pliers "PreciForce"



97 52 36



- ▶ for solder-free electrical connections
- ▶ repetitives, high crimping quality due to precision dies and integral lock (self-releasing mechanism)
- ▶ these tools have been set precisely (calibrated) in the factory
- ▶ high transmission of force thanks to lever action for fatigue-reduced working

Article-No.	EAN-Code	Range of Application	Capacity		Length		g
			mm ²	AWG	mm		
97 52 30	051855	non-insulated butt connectors	1.5 - 10.0	15 - 7	220	490	
97 52 33	051862	non-insulated terminals and plug connectors	0.5 - 10.0	20 - 7	220	490	
97 52 34	051879	non-insulated open plug-type connectors 2.8+4.8 mm / 2.8+6.3 mm	0.1 - 2.5	27 - 13	220	490	
97 52 35	051886		0.5 - 6.0	20 - 10	220	490	
97 52 36	051893	insulated terminals and connectors	0.5 - 6.0	20 - 10	220	490	
97 52 38	051909	end sleeves (ferrules)	0.5 - 6.0	20 - 10	220	490	
97 52 50	051916	COAX-BNC-connectors RG 58, 174, 188, 316			220	490	
97 49 94	030947	locator for 97 52 34					
97 49 95	031000	locator for 97 52 35					

97 Lever Action Crimping Pliers



97 52 14



- ▶ for solder-free electrical connections
- ▶ repetitives, high crimping quality due to precision dies and integral lock (self-releasing mechanism)
- ▶ these tools have been set precisely (calibrated) in the factory
- ▶ high transmission of force thanks to lever action for fatigue-reduced working

Article-No.	EAN-Code	Range of Application	Capacity		Length		g
			mm ²	AWG	mm		
97 52 14	026808	non-insulated open plug-type connectors 2.8+4.8 mm	0.10 - 1.5	27 - 15	195	375	
97 52 20	026853	COAX- BNC- and TNC- connectors SW 1.72 mm for conductors, shield 5,4 mm for RG 58, shield 6,48 mm for RG 59/62/71/223			195	375	
97 59 14	026974	locator for 97 52 14					20

KNIPLEX special

The new Crimping Pliers provide an amazingly high leverage despite the compact size and very good handling - particularly favourable for larger crimp cross sections.

- ▶ good handling thanks to favourable handle position, low weight, short design and ergonomically shaped handles
- ▶ all stressed parts are made of special steel, oil-hardened and tempered
- ▶ head burnished, with two-colour dual component handles



- ▶ good handling due to 20° angled head, low weight and short design
- ▶ all stressed parts are made of special steel, oil-hardened and tempered

Model 97 52 14:

- ▶ available as accessory: locator for non-insulated plug connectors

97

97 Self-Adjusting Crimping Pliers for End Sleeves (ferrules)

with lateral access, patented



97 53 04



square crimp

0.08 - 10.0 mm²



97 53 14



hexagonal crimp

0.08 - 6.0 mm²

- ▶ for crimping end sleeves (ferrules) according to DIN 46228 parts 1 + 4
- ▶ for solder-free electrical connections
- ▶ lateral loading of the end sleeves (ferrules) into the tool
- ▶ simple handling as a result of self-adjustment to the size of the end sleeve (ferrule)
- ▶ repetitive, high crimping quality due to integral lock (self-releasing mechanism)
- ▶ these tools have been set precisely (calibrated) in the factory
- ▶ optimum transmission of force due to lever action for fatigue-reduced operation
- ▶ high operation comfort thanks to handy shape and low weight
- ▶ all stressed parts are made of special steel, oil-hardened and tempered

KNIPEX special


The Self-Adjusting Crimping Plier for end sleeves (ferrules) adjusts automatically to the connector size desired in one profile. This means comfortable, reliable and fast crimping.

Model 97 53 04:

- ▶ square crimping for optimum contact areas in the clamp connection

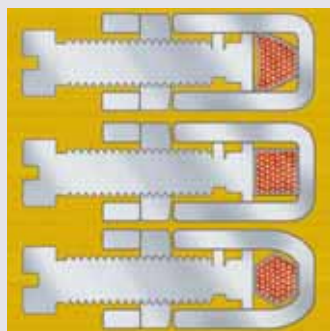
Model 97 53 14:

- ▶ hexagonal crimping for optimum positioning in confined areas

Article-No.	EAN-Code	Range of Application	Capacity		Length		g
			mm ²	AWG	mm		
97 53 04	028017	 end sleeves (ferrules)	0.08 - 10	28 - 7	180	380	
97 53 05	028277	 end sleeves (ferrules)	0.75 - 10	18 - 7	180	400	
<i>will be replaced by Art.-No. 97 53 04</i>							
97 53 14	041474	 end sleeves (ferrules)	0.08 - 6.0	28 - 10	180	400	



Square-crimped end sleeves (ferrules) ensure good contact zones regardless of the position in the terminal connector



The section shows clearly that the square crimping produces a better contact than the trapezoidal crimping.

The hexagonal crimping comes close to the space saving round shape and guarantees optimum contact in narrow round terminal connectors, in contrast to square crimping of the same cross-section




97 Self-Adjusting Crimping Pliers for End Sleeves (ferrules)

with front loading, patented



97 53 08




square crimp

0,08 - 10,0 mm²



97 53 09



square crimp

0,08-10,0
+16 mm²

- ▶ for crimping end sleeves (ferrules) according to DIN 46228 parts 1 + 4
- ▶ for solder-free electrical connections
- ▶ front loading of the end sleeves (ferrules) into the tool
- ▶ simple handling as a result of self-adjustment to the size of the end sleeve (ferrule)
- ▶ with square crimping for optimum contact areas in the clamp connection
- ▶ repetitive, high crimping quality due to integral lock (self-releasing mechanism)
- ▶ these tools have been set precisely (calibrated) in the factory
- ▶ optimum transmission of force due to lever action for fatigue-reduced operation
- ▶ high operation comfort thanks to handy shape and low weight
- ▶ all stressed parts are made of special steel, oil-hardened and tempered

KNIPEX special

The Self-Adjusting Crimping Plier for end sleeves (ferrules) with front and lateral loading allows secure and comfortable working even in confined areas.

Model 97 53 08:

- ▶ crimping from 0.08 - 10.0 mm² in one profile
- ▶ end sleeves (ferrules) up to 2.5 mm² can also be loaded parallelly from the side

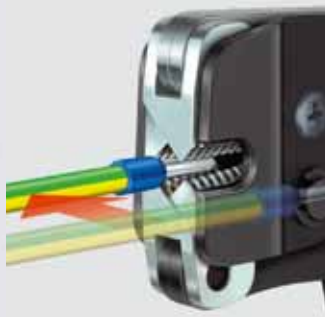
Model 97 53 09:

- ▶ crimping from 0.08 - 10.0 and 16.0 mm² in one profile
- ▶ with selector lever for setting the crimping area either to 0.08 - 10 mm² or 16 mm²

Article-No.	EAN-Code	Range of Application	Capacity		Length	
			mm ²	AWG	mm	g
97 53 08	040187	end sleeves (ferrules)	0.08 - 10.0	28 - 7	190	475
97 53 09	044550	end sleeves (ferrules)	0.08 - 10.0+16	28 - 7+5	190	475



Front loading of end sleeves (ferrules) e. g. in switchboards



97 53 08: Lateral loading of end sleeves (ferrules) e. g. in confined areas



Square crimping for optimum contact zones

97 Parallel Crimping Plier, for Micro Plugs



97 54 24

- ▶ parallel crimping performance to satisfy the particularly high standards of small connectors
- ▶ for solder-free electrical connections
- ▶ repetitive, high crimping quality due to precision dies and integral lock (self-releasing mechanism)
- ▶ fixed locator for D-Sub micro plugs for an exact positioning of connector and cable
- ▶ these tools have been set precisely (calibrated) in the factory
- ▶ optimum transmission of force due to toggle lever for fatigue-reduced operation
- ▶ crimping pliers for other mini plugs as e. g. HD 22, Modu IV, Micro Timer, MQS, .. on request
- ▶ all stressed parts are made of special steel, oil-hardened and tempered

Article-No.	EAN-Code	Head	Handles	Range of Application	Capacity			⚖
					mm ²	AWG	g	
97 54 24	019787	polished	with two-colour dual component handles	turned contacts	0.03-0.56	32-20	190	265

97 Crimping Pliers for End Sleeves (ferrules)



97 62 145 A

- ▶ for crimping end sleeves (ferrules) according DIN 46228 parts 1 + 4 in an area of application from 0.25 up to 2.5 mm²
- ▶ crimping in marked halfround dies for secure connections between the sleeve and the conductor
- ▶ Vanadium steel, oil-hardened and tempered

Article-No.	EAN-Code	Style	Head	Handles	Range of Application	Capacity			⚖
						mm ²	AWG	g	
97 61 145 A	024149		polished	plastic coated	end sleeves (ferrules)	0.25 - 2.5	23 - 13	140	
97 61 145 F	027218	WMM	polished	plastic coated	end sleeves (ferrules)	0.25 - 2.5	23 - 13	140	
97 62 145 A	060154		polished	two-colour dual component	end sleeves (ferrules)	0.25 - 2.5	23 - 13	165	

97 Crimping Pliers for End Sleeves (ferrules)



97 72 180

- ▶ for crimping end sleeves (ferrules) according DIN 46228 parts 1 + 4 from 0.25 to 16 mm²
- ▶ crimping in marked halfround dies for secure connections between the sleeve and the conductor
- ▶ 9 extremely deep troughs with conical side faces
- ▶ special tool steel, oil-hardened and tempered

Article-No.	EAN-Code	Head	Handles	Range of Application	Capacity			⚖
					mm ²	AWG	g	
97 71 180	019787	polished	plastic coated	end sleeves (ferrules)	0.25-16.0	23-5	265	
97 72 180	060195	polished	two-colour dual component	end sleeves (ferrules)	0.25-16.0	23-5	305	

97

97 Crimping Plier for End Sleeves (ferrules) with front loading




97 81 180



- ▶ for crimping end sleeves (ferrules) according to DIN 46228 parts 1 + 4 from 0.5 to 6.0 mm²
- ▶ ideal for work in confined areas, e.g. in narrow and deep switch boxes
- ▶ special tool steel, oil-hardened and tempered



front view

Article-No.	EAN-	Head	Handles	Range of Application	Capacity			
Length	Code							
mm	4003773-				mm ²	AWG	g	
97 81 180	019794	polished	plastic coated	 end sleeves (ferrules)	0.5 - 6.0	20 - 10	240	

97

97 Crimp Assortments with Plier



97 90 00

- ▶ in a sturdy metal box
- ▶ with an assortment of standard cable connectors

Model 97 90 00:

- ▶ with Crimp Grip Plier 97 00 215 A

Model 97 90 01:

- ▶ with Crimping Plier 97 32 225

Connectors see page 113

Article-No.	EAN-	Crimping Plier	25 Terminals each	
	Code			
	4003773-			g
97 90 00	025375	No. 97 00 215 A	style and description as per	2165
97 90 01	025382	No. 97 32 225	Article-No. 97 99 - 01/02/04/07/09/14/16/ 17/20/21/34/35/37/38	1995

97 Assortments of End Sleeves (ferrules) with Plier



97 90 06

- ▶ in a sturdy metal box
- ▶ with an assortment of end sleeves (ferrules) with/without collar

Model 97 90 05:

- ▶ end sleeves (ferrules) without collar
- ▶ with Crimping Plier for End Sleeves 97 71 180

Model 97 90 06:

- ▶ end sleeves (ferrules) with collar
- ▶ with Crimping Plier for End Sleeves 97 71 180

Article-No.	EAN-Code	Crimping Plier	200 end sleeves each	150 end sleeves each	50 end sleeves each	g
	4003773-		mm ²	mm ²	mm ²	
97 90 05	025535	No. 97 71 180	0.5/0.75/	4.0/6.0	10.0/16.0	1610
97 90 06	025542		1.0/1.5/2.5			1730



97 90 09

Model 97 90 07:

- ▶ end sleeves (ferrules) without collar
- ▶ with Crimping Plier for End Sleeves 97 61 145 F

Model 97 90 08:

- ▶ end sleeves (ferrules) with collar
- ▶ with Crimping Plier for End Sleeves 97 61 145 F

Model 97 90 09:

- ▶ end sleeves (ferrules) with collar
- ▶ with Crimping Plier for End Sleeves 97 53 04

Model 97 90 10:

- ▶ end sleeves (ferrules) with collar
- ▶ with Crimping Plier for End Sleeves 97 53 04 and Insulation Stripper 12 40 200

Model 97 90 12:

- ▶ end sleeves (ferrules) with collar
- ▶ with Crimping Plier for End Sleeves 97 53 08 and Insulation Stripper 12 40 200




















97 90 10



97 90 12

Article-No.	EAN-Code	Crimping Plier	1000 end sleeves each	300 end sleeves each	200 end sleeves each	150 end sleeves each	100 end sleeves each	g
	4003773-		mm ²	mm ²	mm ²	mm ²	mm ²	
97 90 07	026877	No. 97 61 145 F	0.75/1.0/1.5/2.5	-	-	-	-	1110
97 90 08	026990	No. 97 61 145 F	-	0.75/1.0/1.5	2.5	-	-	1005
97 90 09	028574	No. 97 53 04	-	0.75/1.5	2.5	4.0	-	1225
97 90 10	046202	No. 12 40 200	-	-	0.75/1.0/1.5/2.5	-	4.0/6.0	1495
97 90 12		No. 12 40 200	-	-	0.75/1.0/1.5/2.5	-	4.0/6.0	1590
		No. 97 53 08						

Style	Article-No.	EAN-Code	wide x thick mm ²	plug ø mm	cable mm ²	AWG	colour		
4003773-									
Female Sockets	 97 99 01	025559	6.3 x 0.8	-	0.5-1.0	20-17	red	75	
	97 99 02	025566	6.3 x 0.8	-	1.5-2.5	15-13	blue	50	
	97 99 03	025573	6.3 x 0.8	-	4.0-6.0	11-10	yellow	25	
	97 99 04	025580	8.0 x 0.8	-	1.5-2.5	15-13	blue	50	
Male Con- nectors	 97 99 05	025597	6.3 x 0.8	-	0.5-1.0	20-17	red	75	
	97 99 06	025603	6.3 x 0.8	-	1.5-2.5	15-13	blue	75	
	97 99 07	025610	-	4.0	0.5-1.0	20-17	red	25	
Round Sockets	 97 99 08	025627	-	5.0	1.5-2.5	15-13	blue	25	
Round Pin Plugs	 97 99 09	025634	-	4.0	0.5-1.0	20-17	red	75	
	97 99 10	025641	-	5.0	1.5-2.5	15-13	blue	50	
Flat Pin Accessory Distributors	 97 99 11	025658	6.3 x 0.8	-	0.5-1.0	20-17	red	25	
	97 99 12	025665	6.3 x 0.8	-	1.5-2.5	15-13	blue	25	
Cable Connectors, eye type	 97 99 13	025672	-	3.0*	0.5-1.0	20-17	red	100	
	97 99 14	025689	-	4.0*	0.5-1.0	20-17	red	100	
	97 99 15	025696	-	5.0*	0.5-1.0	20-17	red	100	
	 97 99 16	025702	-	4.0*	1.5-2.5	15-13	blue	100	
	97 99 17	025719	-	5.0*	1.5-2.5	15-13	blue	50	
	97 99 18	025726	-	6.0*	1.5-2.5	15-13	blue	50	
	97 99 19	025733	-	8.0*	1.5-2.5	15-13	blue	50	
	97 99 20	025740	-	5.0*	4.0-6.0	11-10	yellow	25	
	97 99 21	025757	-	6.0*	4.0-6.0	11-10	yellow	25	
	97 99 22	025764	-	8.0*	4.0-6.0	11-10	yellow	25	
Cable Connectors, forked	 97 99 23	025771	-	10.0*	4.0-6.0	11-10	yellow	25	
	97 99 24	025788	-	3.0*	0.5-1.0	20-17	red	100	
	97 99 25	025795	-	4.0*	0.5-1.0	20-17	red	100	
	 97 99 26	025801	-	5.0*	0.5-1.0	20-17	red	75	
	97 99 27	025818	-	4.0*	1.5-2.5	15-13	blue	75	
	97 99 28	025825	-	5.0*	1.5-2.5	15-13	blue	50	
	97 99 29	025832	-	5.0*	4.0-6.0	11-10	yellow	25	
	97 99 30	025849	-	6.0*	4.0-6.0	11-10	yellow	25	
	Round Pattern Cable Connectors	 97 99 31	025856	-	-	0.5-1.0	20-17	red	100
	97 99 32	025863	-	-	1.5-2.5	15-13	blue	100	
Insulated Butt Connectors	 97 99 33	025870	-	-	4.0-6.0	11-10	yellow	25	
	97 99 34	025887	-	-	0.5-1.0	20-17	red	50	
	97 99 35	025894	-	-	1.5-2.5	15-13	blue	25	
Two-Way-Sockets	 97 99 36	025900	-	-	4.0-6.0	11-10	yellow	25	
	97 99 37	025917	6.3 x 0.8	-	-	-	-	25	
Accessory Distributors	 97 99 38	025924	6.3 x 0.8	-	-	-	-	50	
	Length mm								
End Sleeves (ferrules)	 97 99 40	025931	-	6.0	0.5	20	-	200	
	97 99 41	025948	-	6.0	0.75	18	-	200	
	97 99 42	025955	-	6.0	1.0	17	-	200	
	97 99 43	025962	-	7.0	1.5	15	-	200	
	97 99 44	025979	-	7.0	2.5	13	-	200	
	97 99 45	025986	-	9.0	4.0	11	-	150	
	97 99 46	025993	-	10.0	6.0	10	-	150	
	97 99 47	026006	-	12.0	10.0	7	-	50	
	97 99 48	026013	-	12.0	16.0	5	-	50	
	97 99 49	026020	-	18.0	25.0	3	-	50	
End Sleeves (ferrules) with collar	 97 99 70	024248	-	8.0	0.5	20	white	200	
	97 99 71	024255	-	8.0	0.75	18	grey	200	
	97 99 72	024262	-	8.0	1.0	17	red	200	
	97 99 73	024279	-	8.0	1.5	15	black	200	
	97 99 74	024286	-	8.0	2.5	13	blue	200	
	97 99 75	026037	-	10.0	4.0	11	grey	150	
	97 99 76	026044	-	12.0	6.0	10	yellow	150	
	97 99 77	026051	-	12.0	10.0	7	red	50	
	97 99 78	026068	-	12.0	16.0	5	blue	50	
	97 99 79	026075	-	16.0	25.0	3	yellow	50	
Non-insulated Plug Connectors	 97 99 92	031123	-	-	2.8-1.5	15	-	150	
	97 99 93	031130	-	-	4.8-1.5	15	-	150	
	97 99 95	031147	-	-	6.3-1.5	15	-	100	
	97 99 96	031151	-	-	6.3-2.5	13	-	100	

* Ø for screws



Testing electrical insulation

After submersion in water for 24 hours, the tools are tested with AC 10,000 V for 3 minutes including measuring of the leakage current. The reading of the leakage current must stay below the limits defined in the standards.



Testing low temperature impact strength

The tools are cooled down to -25°C. The insulation material must retain the toughness necessary to ensure that it does not break when hit or knocked.



Testing dielectric strength

Each KNIPEX Δ 1000 V insulated tool has been tested individually. This individual testing is done with a test voltage of AC 10,000 volts. This test load, which is 10 times as high as the maximum permitted voltage during work, inspires the user to trust a reliable insulation when live working.



Testing the adhesion of the insulating coating

The adhesion of the insulation coating is tested after storage for 168 hours at 70°C. In case of pliers a tensile load of 500 N is applied. The insulating material must remain firmly bonded to the basic tool.



Testing burning behaviour

KNIPEX uses only flame-resistant and self-extinguishing plastics for insulation.



Testing indentation resistance

The insulation heated to 70°C must prove under standardised test conditions that the warm plastic has sufficient mechanical strength to resist expected loads.

Insulated tools


KNIPEX insulated tools – safety tested, one by one


When working on electrical installations, the safest is to disconnect these systems from the energy supply first.



Only a skilled and qualified electrician may work on live installations and then only in conformance with the relevant industrial safety standards, in Germany, e.g. VDE 0105, and international standards, e.g. EN 50110 or IEC 60364. He must also use special tools which have been specifically produced and tested for this kind of work.

KNIPEX insulated tools are made of high-quality materials, which have been manufactured and tested in conformance with the regulations of national and international standards.

If the described methods for live working, e.g. DIN VDE 0105, EN 50110, IEC 60364, are observed, these tools offer the best possible protection when it is necessary to work live up to AC 1000 V (alternating current) and DC 1500 V (direct current).

Since 1987 the IEC 60900 has specified worldwide requirements for tools for live working. EN 60900 made these mandatory for the EU countries since 1st Aug. 1995. Tests on tools which bear the special mark  1000 V include subjecting them to 10,000 volts to test their dielectric strength. This gives the user a level of safety which is at least 10 times the limit when working live.

 **1000 V**
IEC 60900
DIN EN 60900

The  1000 V and  marks identify KNIPEX insulated tools as being suitable for live working. The standard also specified shows the requirements against which this can be verified. The manufacturer name KNIPEX on the insulation indicates that we accept responsibility for the correctness of these information. This is important because the purchase of insulated tools is a matter of trust.

The observation of these requirements is monitored not only by the KNIPEX quality assurance team but also e.g. by VDE (Association of German Electricians).

The observation of these requirements is monitored not only by the KNIPEX quality assurance team but also e.g. by VDE (Association of German Electricians).



Sample tests, manufacturing inspections and stock control by the neutral VDE inspection office.

Handle Insulation (Finish 6)

KNIPEX pliers with the two-colour dual component handle insulation meet the requirements of VDE 0682 part 201 and corresponding international standards (e.g. EN 60900 or IEC 60900). This claim is confirmed by the VDE/GS mark awarded by an obligatorily neutral inspection office.



The slip guard is designed to prevent any spark-over from the non-insulated working head to the hand.

Dipped Insulation (Finish 7)

KNIPEX pliers with dipped insulation meet all requirements set by the VDE standard and corresponding international standards (e.g. IEC 60900 and DIN EN 60900). They bear the VDE/GS mark. Because of their shape, tools such as open end wrenches, box wrenches, socket wrenches, ratchets, etc., are insulated by coating with plastics in a dipping process. To offer a complete range of safety tools in a similar design, KNIPEX insulated pliers are also available in a dipped insulated version.



The firmly bonded double dipped insulation is made of insulating material which is free of harmful substances and more than 1 mm thick at each point.

Extra thick insulation at the ends of the handle. This prevents cracks following an impact.

Always follow the statutory regulations and obey the SAFETY INSTRUCTIONS given below:

- ▶ Always transport your safety tool in a manner that prevents any damage to the insulation.
- ▶ Check before every use whether the insulation is damaged and discard any defective tools found.
- ▶ Always keep your safety tools clean and dry.
- ▶ Wear protective goggles when working with cutting nippers or working overhead.
- ▶ Make sure the working area is clean and orderly when you are working live.
- ▶ Wear protective clothing and use safety equipment (e.g. safety gloves, insulating mats, protective handles), – especially in confined working areas.
- ▶ Use the right tool size. This prevents the tool slipping on the work piece and unintentional contact with non-insulated parts.
- ▶ Make sure that loose parts and cut-off ends of cables do not fall onto live parts.

01

01 Combination Pliers, Chrome Vanadium

DIN ISO 5746



01 06 190

- ▶ for heaviest duty
- ▶ with gripping zones for flat and round material, suitable for versatile use
- ▶ with cutting edges for soft, hard and piano wire
- ▶ long cutting edges for thicker cables
- ▶ cutting edges additionally induction hardened, cutting edge hardness approx. 64 HRC
- ▶ particularly wear resistant gripping jaws; hardness of the gripping jaws approx. 53 HRC
- ▶ Chrome Vanadium electric steel, oil-hardened and tempered

Article-No.	EAN-Code	Head	Handles	Cutting capacities			g
				Ø mm	Ø mm	Ø mm mm²	
01 06 160	040729	chrome plated	insulated with two-colour dual component handles	2.0	1.5	10.0 16.0	210
190	040415	chrome plated	1000 V VDE-tested	2.5	2.0	13.0 25.0	300

02

02 High Leverage Combination Pliers

DIN ISO 5746



02 06 200



02 07 225

- ▶ for heaviest duty
- ▶ 35% saving in power due to new, improved lever action
- ▶ with gripping zones for flat and round material, suitable for versatile use
- ▶ with cutting edges for soft, hard and piano wire
- ▶ long cutting edges for thicker cables
- ▶ cutting edges additionally induction hardened, cutting edge hardness approx. 64 HRC
- ▶ high grade special tool steel, oil-hardened and tempered

Article-No.	EAN-Code	Head	Handles	Cutting Capacities			g
				Ø mm	Ø mm	Ø mm mm²	
02 06 180	010012	chrome plated	insulated with two-colour dual component handles	2.5	2.0	11.5 16.0	240
200	010029	chrome plated	dual component handles	2.8	2.2	13.0 25.0	335
225	010036	chrome plated	1000 V VDE-tested	3.0	2.5	14.0 25.0	405
02 07 200	022299	chrome plated	plastic dipped insulated	2.8	2.2	13.0 25.0	385
225	022305	chrome plated	1000 V VDE-tested	3.0	2.5	14.0 25.0	490

special

KNIPLEX

KNIPLEX High Leverage Combination Pliers with optimum position of the joint facilitate cutting as well as powerful gripping, bending and pulling.

Requires 35 % less effort

Cutting a hard wire of 2.0 mm dia. with a High Leverage Combination Plier of 180 mm length requires handforce of only 318 N (31.8 kp) instead of 486 N (48.6 kp) with a common Combination Plier of same length.



03 Combination Pliers

DIN ISO 5746


1000 V
IEC 60900
DIN EN 60900

- ▶ with gripping zones for flat and round material, suitable for versatile use
- ▶ with cutting edges for soft and hard wire
- ▶ long cutting edges for thicker cables
- ▶ cutting edges additionally induction hardened, cutting edge hardness approx. ca. 60 HRC
- ▶ special tool steel, oil-hardened and tempered



03 06 180



03 07 200

Article-No.	EAN-Code	Head	Handles	Cutting Capacities				g
				Length mm	mm	mm	mm ²	
03 06 160	021902	chrome plated	insulated with two-colour dual component handles	3.1	2.0	10.0	16.0	220
180	021926			3.4	2.2	12.0	16.0	265
200	033776			3.8	2.5	13.0	16.0	335
03 07 160	015307	chrome plated	plastic dipped insulated	3.1	2.0	10.0	16.0	265
180	015314			3.4	2.2	12.0	16.0	305
200	015321			3.8	2.5	13.0	16.0	380
250	015345			3.8	2.5	15.0	25.0	610

11 Wire Strippers



11 06 160



11 07 160


1000 V
IEC 60900
DIN EN 60900

- ▶ for single, multiple and fine strand conductors with plastic or rubber insulation max. 5.0 mm dia. or resp. 10.0 mm² cable cross section
- ▶ easy adjustment to the required diameter of the solid or stranded wire with knurled screw and lock nut
- ▶ special tool steel, oil-hardened and tempered

Style 0:

- ▶ with opening spring

Style 1:

- ▶ without opening spring

Article-No.	EAN-Code	Style	Head	Handles	Stripping capacities			
					Length mm	mm	mm ²	AWG
11 06 160	021933	0 WWW	chrome plated	insulated with two-colour dual component handles	5.0	10.0	7.0	165
11 07 160	015499				5.0	10.0	7.0	195
11 17 160	015505	1	chrome plated	plastic dipped insulated	5.0	10.0	7.0	195

14 Diagonal Insulation Stripper



14 26 160


 **1000 V**
IEC 60900
DIN EN 60900

- ▶ the essential plier for electrical installation work
- ▶ precision stripping holes for single (solid) conductors of 1.5 and 2.5 mm²

- ▶ induction hardened precision blades for soft wire up to 4.0 mm dia., cutting edge hardness approx. 60 HRC
- ▶ high grade special tool steel, oil-hardened and tempered

Article-No.	EAN-Code	Head	Handles	Cutting capacities		g
				mm ²	AWG	
14 26 160	040279	chrome	insulated with two-colour dual component handles  1000 V  VDE-tested	1.5 + 2.5	15 + 13	210



Multi-functional: cutting and stripping

20 Flat Nose Pliers

DIN ISO 5745





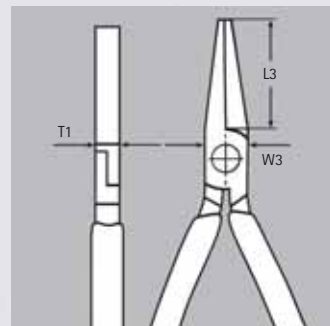
20 06 160




 **1000 V**
IEC 60900
DIN EN 60900

- ▶ short, flat jaws
- ▶ serrated gripping surfaces
- ▶ special tool steel, oil-hardened and tempered

Article-No.	EAN-Code	Head	Handles	Dimensions			g
				L3	W3	T1	
20 06 160	033783	chrome plated	insulated with two-colour dual component handles  1000 V  VDE-tested	30.0	17.0	9.5	175



22

22 Round Nose Pliers

DIN ISO 5745



1000 V
 IEC 60900
 DIN EN 60900

- ▶ for forming wire loops
- ▶ precision ground, short, round jaws
- ▶ smooth tips
- ▶ special tool steel, oil-hardened and tempered

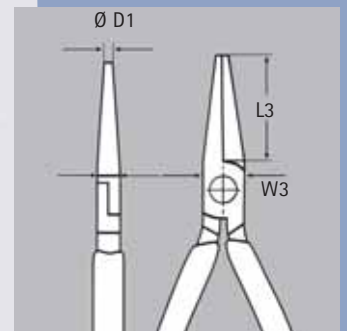
22 06 160
8



22 07 160
8



Article-No.	EAN-Code	Head	Handles	Dimensions			g
				L3	W3	D1	
22 06 160	033790	chrome plated	insulated with two-colour dual component handles  VDE-tested	30.0	18.0	3.0	170
22 07 160	015901	chrome plated	plastic dipped insulation  VDE-tested	30.0	18.0	3.0	205



25

25 Chain Nose Side Cutting Pliers, Radio Pliers


DIN ISO 5745


1000 V
 IEC 60900
 DIN EN 60900

- ▶ cutting edges additionally induction hardened, cutting edge hardness approx. 61 HRC
- ▶ high grade special tool steel, oil-hardened and tempered

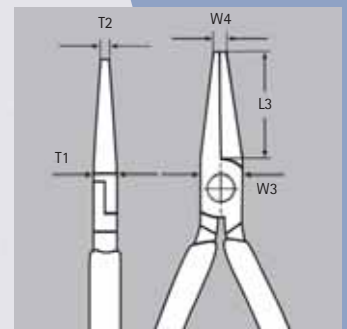
25 06 160
⊖ 





25 26 160
⊖ 



- ▶ suitable for gripping and cutting work in electronics
- ▶ pointed, half-round jaws
- ▶ serrated gripping surfaces
- ▶ with cutting edges for medium hard wire max. dia. 2.5 mm and hard wire max. dia. 1.6 mm



Article-No.	EAN-Code	Style	Head	Handles	Cutting capacities		Dimensions					g
					mm	mm	L3	W3	T1	W4	T2	
25 06 160	033806	0	chrome plated	insulated with two-colour dual component handles  VDE-tested	2.5	1.6	50.0	16.5	9.5	3.0	2.5	150
25 26 160	052111	2	chrome plated	insulated with two-colour dual component handles  VDE-tested	2.5	1.6	50.0	16.5	9.5	3.0	2.5	150

26

26 Snipe Nose Side Cutting Pliers, Stork Beak Pliers

DIN ISO 5745



26 16 200



Style 1: straight jaws



26 27 200



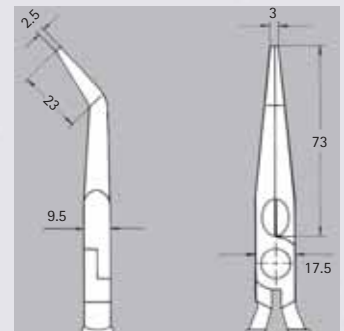
Style 2: 40° bent jaws

- ▶ high loadable, elastic precision points
- ▶ half-round, long jaws
- ▶ serrated gripping surfaces
- ▶ with cutting edges for medium hard wire max. dia. 3.2 mm and hard wire max. dia. 2.2 mm
- ▶ cutting edges additionally induction hardened, cutting edge hardness approx. 61 HRC
- ▶ Vanadium steel, oil-hardened and tempered

KNIPEX special

KNIPEX Snipe Nose Side Cutting Pliers (Stork Beak Pliers) are forged from Vanadium steel and are carefully hardened. The slim precision tips withstand high demands, particularly bending loads.

Article-No.	EAN-Code	Style	Head	Handles	g
Length mm	4003773-				
26 16 200	022831	1	chrome plated	insulated with two-colour dual component handles Δ 1000 V VDE-tested	205
26 17 200	016069		chrome plated	plastic dipped insulated Δ 1000 V VDE-tested	225
26 26 200	022855	2	chrome plated	insulated with two-colour dual component handles Δ 1000 V VDE-tested	205
26 27 200	016090	$\angle 40^\circ$	chrome plated	plastic dipped insulated Δ 1000 V VDE-tested	225



30

30 Long Nose Pliers without side cutter

DIN ISO 5745



30 16 160



Style 1: long, trapezoidal jaws

30 36 160



Style 3: long, round jaws

- ▶ heavy duty and wear resisting
- ▶ different jaw styles
- ▶ Chrome Vanadium electric steel, oil-hardened and tempered

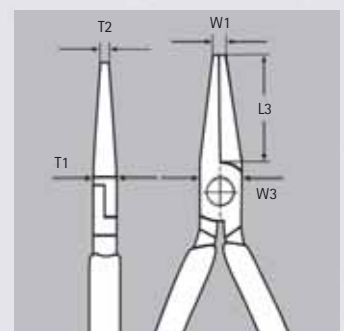
Style 1:

- ▶ long, trapezoidal jaws
- ▶ serrated gripping surfaces

Style 3:

- ▶ long, round jaws
- ▶ smooth gripping surfaces

Article-No.	EAN-Code	Style	Head	Handles	Dimensions					g
					L3	W3	T1	W4	T2	
Length mm	4003773-									
30 16 160	001904	1	chrome plated	insulated with two-colour dual component handles Δ 1000 V VDE-tested	46.5	16.5	9.5	3.0	5.0	155
30 36 160	002123	3	chrome plated	insulated with two-colour dual component handles Δ 1000 V VDE-tested	41.0	16.5	9.5	5.0	2.5	145



70 Diagonal Cutters

DIN ISO 5749

 
1000 V
IEC 60900
DIN EN 60900






70 06 160



70 07 160

- ▶ the indispensable diagonal cutter for all-round use
- ▶ high quality material and precise workmanship for long service life
- ▶ precision cutting edges for soft and hard wire
- ▶ clean cutting at cutting edge tips, also in case of thin copper wires
- ▶ cutting edges additionally induction hardened, cutting edge hardness approx. 62 HRC

Article-No.	EAN-Code	Style	Head	Handles	Cutting capacities			g
					Ø mm	Ø mm	Ø mm	
Length Code								
mm 4003773-					Ø mm	Ø mm	Ø mm	
70 06 125	018124	0	chrome plated	insulated with two-colour dual component handles	3.0	2.3	1.5	120
140	040293				4.0	2.5	1.8	160
160	021995				4.0	2.8	2.0	210
180	033813				4.0	3.0	2.5	255
70 07 160	018155	1	verchromt	plastic-dipped	4.0	2.8	2.0	240
180	018179				4.0	3.0	2.5	285
70 26 160	018223	2	chrome plated	insulated with two-colour dual component handles	4.0	-	-	210

special
KNIPEX

The cutting edges of KNIPEX Diagonal Cutters – made of Vanadium steel – have a long service life, are treated highly precise and are very sharp – for a clean cut of soft and hard wires.

- ▶ narrow head style for use in confined areas
 - ▶ Vanadium electric steel, oil-hardened and tempered
- Style 0:**
- ▶ with bevel
- Style 2:**
- ▶ with small bevel



Slim head style and precise cut at blade tips: Advantageous when working in confined areas

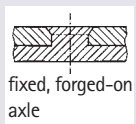
74 High Leverage Diagonal Cutters

DIN ISO 5749

 
1000 V
IEC 60900
DIN EN 60900



74 06 200



74 07 200

- ▶ with forged-on axle for heaviest duty
- ▶ suitable for all types of wire including piano wire
- ▶ high cutting performance with minimum effort due to optimum co-ordination of the cutting edge angle, transmission ratio and ergonomic handle shape
- ▶ precision cutting edges additionally induction-hardened, cutting edge

Article-No.	EAN-Code	Head	Handles	Cutting capacities			g
				Ø mm	Ø mm	Ø mm	
Length Code							
mm 4003773-				Ø mm	Ø mm	Ø mm	
74 06 160	040705	chrome plated	insulated with two-colour dual component handles	3.4	2.5	2.0	215
180	022985			3.8	2.7	2.2	260
200	033820			4.2	3.0	2.5	305
250	041955			4.6	3.5	3.0	440
74 07 200	018414	chrome plated	plastic dipped insulated	4.2	3.0	2.5	340
250	018421			4.6	3.5	3.0	475

special
KNIPEX

The choice of material (Chrome Vanadium), lever ration and cutting edge angle mean that KNIPEX - High Leverage Diagonal Cutters are particularly designed for the cutting of hard wires. Fixed, forged-on articulated axle for work under continuous stress.



- ▶ hardness approx. 64 HRC
- ▶ the 250-mm-long diagonal cutter is suitable for copper conductors up to 16 mm² and aluminium conductors up to 35 mm²
- ▶ Chrome Vanadium electric steel, oil-hardened and tempered

88 KNIPEX-"Alligator" Water Pump Pliers

DIN ISO 8976



88 06 250



88 07 250

- ▶ box-joint design: high stability because of double guide
- ▶ self-locking on pipes and nuts: no slipping on the workpiece; low handforce required
- ▶ guard prevents operators' fingers being pinched
- ▶ favourable lever action: optimum transmission of force
- ▶ gripping surfaces with special hardened teeth, teeth hardness approx. 61 HRC: low wear and secure gripping
- ▶ Chrome Vanadium electric steel, oil-hardened and tempered

Article-No.	EAN-Code	Head	Handles	Capacities		g
				for pipes	for nuts	
Length mm	Code			⌀ Inch	⌀ mm (across flats)	
88 06 250	4003773-039303	chrome plated	insulated with two-colour dual component handles ⚡ 1000 V VDE-tested	1 1/2	36	370
88 07 250	019343	chrome plated	plastic dipped insulated ⚡ 1000 V VDE-tested	1 1/2	36	415
300	022350	chrome plated	plastic dipped insulated ⚡ 1000 V VDE-tested	2	46	635



92 Precision Tweezers



⚡ 1000 V
IEC 60900
DIN EN 60900




92 27 61

- ▶ tested according IEC 60900: 2004 ⚡ 1000 V
- ▶ plastic dipped insulated
- ▶ nickel plated

Model 92 27 61:

- ▶ for ultra fine mounting work
- ▶ extra fine tips
- ▶ straight pattern
- ▶ gripping surfaces mattfinished for optimum grip




92 27 62



92 67 63

Model 92 27 62:

- ▶ straight pattern
- ▶ gripping surfaces with fine transverse serration



92 37 64

Model 92 37 64:

- ▶ bent tips
- ▶ gripping surfaces with fine transverse serration



Article-No.	EAN-Code	Finish	Length	
			mm	g
92 27 61	054757	plastic dipped insulated IEC 60900: 2004 ⚡ 1000 V	130	30
92 27 62	054764		150	35
92 37 64	054856		150	35
92 67 63	054931		145	40

95

Cable Shears



95 06 230



1000 V
IEC 60900
DIN EN 60900

- ▶ for cutting copper conductors single wire up to 16 mm², multiple wire up to 50 mm², fine strand up to 70 mm² and aluminium conductors multiple wire up to 70 mm²
- ▶ **not suitable for steel wire and hard drawn copper conductors**

- ▶ precision ground, hardened blades
- ▶ easy cutting with one-hand operation due to high transmission ratio
- ▶ no crushing, slight deformation of the cable only
- ▶ with guard
- ▶ adjustable screw joint
- ▶ stainless – special grade – steel, oil-hardened and tempered

Article-No.	EAN-Code	Head	Handles	Cutting capacity			
Length mm	4003773-			Safety icon			
				ø mm	mm ²	AWG	g
95 06 230	006305	bright polished	plastic insulated 1000 V VDE-tested	16	50	1	275

95

Cable Shears



95 16 165



1000 V
IEC 60900
DIN EN 60900

- ▶ for cutting copper and aluminium cables, single and multiple wire
- ▶ **not suitable for steel wire and hard drawn copper conductors**
- ▶ precision ground, hardened blades

- ▶ clean and smooth cut without crushing and deformation
- ▶ easy cutting with one-hand operation
- ▶ with guard
- ▶ adjustable screw joint, self-locking
- ▶ forged
- ▶ Vanadium steel, oil-hardened and tempered

Article-No.	EAN-Code	Head	Handles	Cutting capacity			
Length mm	4003773-			Safety icon			
				ø mm	mm ²	AWG	g
95 16 165	039648	chrome plated	insulated with two-colour dual component handles 1000 V VDE-tested	15	50	1/0	255



Cut performed with a Diagonal Cutter: high effort required, inaccurate cut, considerable deforming and crushing of the cable



Cut performed with a Cable Shear: easy, clean cut without any deformation of the cable

95 Cable Shears with twin cutting edge

patented



95 16 200



95 17 200



- ▶ for cutting copper and aluminium cables, single and multiple wire
- ▶ **not suitable for steel wire and hard drawn copper conductors**
- ▶ precision ground, hardened blades
- ▶ clean and smooth cut without crushing and deformation
- ▶ easy cutting with one-hand operation
- ▶ initial and final cut (upper and lower blade) allows cables of up to 20 mm dia. to be cut

special


KNIPEX Cable Shears with twin cutting edge are designed for cutting cables up to 20 mm dia. Even in case of large cable cross sections handles are always in a favourable position due to initial and final cut.

- ▶ low handforce required due to favourable lever ratio and new blade geometry
- ▶ with guard
- ▶ adjustable screw joint, self-locking
- ▶ forged
- ▶ special tool steel, oil-hardened and tempered

Article-No.	EAN-Code	Head	Handles	Cutting capacity			
				Length mm	mm	mm ²	AWG
95 16 200	026761	chrome plated	insulated with two-colour dual component handles ⚡ 1000 V ⚡ VDE- tested	20	70	2/0	345
95 17 200	026952	chrome plated	plastic dipped insulated ⚡ 1000 V ⚡ VDE- tested	20	70	2/0	380

95 Cable Shears

95 17 500



- ▶ for cutting copper and aluminium cables, single and multiple wire
- ▶ **not suitable for steel wire and wire ropes**
- ▶ precision ground, hardened blades
- ▶ clean and smooth cut without crushing and deformation
- ▶ adjustable screw joint
- ▶ with guard

Model 95 17 500:

- ▶ low handforce required due to favourable lever ratio and new blade geometry
- ▶ short design, length only 500 mm
- ▶ low weight
- ▶ cutter head forged from Vanadium steel, oil-hardened and tempered
- ▶ handles made of high resistant aluminium pipes

95 27 600



Model 95 27 600:

- ▶ favourable transmission ratio due to double lever
- ▶ replaceable, forged cutter head
- ▶ cutter head made of special tool steel, oil-hardened and tempered

Article-No.	EAN-Code	Head	Handles	Cutting capacity			
				Length mm	mm	mm ²	AWG
95 17 500	026785	polished	plastic dipped insulated	27	150	5/0	1360
95 27 600	021797	polished	⚡ 1000 V ⚡ VDE- tested	27	150	5/0	2300
95 29 600	021803		spare cutter for 95 27 600				365

95

95 Cable Cutters Ratchet Action

patented



95 36 280



1000 V
IEC 60900
DIN EN 60900

- ▶ for cutting copper and aluminium cables, single and multiple wire
- ▶ **not suitable for steel wire and wire ropes**
- ▶ precision ground, hardened blades
- ▶ clean and smooth cut without crushing and deformation
- ▶ one-hand operation using ratchet principle
- ▶ little handforce required due to optimum transmission ratio

- ▶ two-stage ratchet drive for easy cutting
- ▶ simple handling as a result of low weight and compact design - can be used even in confined areas
- ▶ with guard
- ▶ special grade tool steel

Model 95 36 280:

- ▶ suitable for aluminium sector cable up to 4 x 150 mm²

Article-No.	EAN-Code	Head	Handles	Cutting capacities			
				⊙	⊙	⊙	⊙
Length mm	Code 4003773-			⊙ mm	mm ²	MCM	g
95 36 250	026884	lacquered	insulated with two-colour dual component handles ⚡ 1000 V ⚡ GS VDE-tested	32	240	500	560
280	026891			52	380	750	735
95 39 250	022244	spare moving blade					130
95 39 280	025283	spare moving blade					260



Ratchet principle and two-stage ratchet drive for easier cutting.

95

95 Wire Rope and Cable Cutter



95 77 600



1000 V
IEC 60900
DIN EN 60900

- ▶ for wire ropes and steel rods, copper and aluminium cables
- ▶ suitable for cutting overhead cables with strain relief wire
- ▶ angular cutting blades allow cutting of single rope wire
- ▶ optimum transmission ratio for high cutting performance

- ▶ low weight
- ▶ replaceable cutter head
- ▶ high-strength aluminium handles
- ▶ cutter head made of special grade tool steel, oil-hardened and tempered

Article-No.	EAN-Code	Head	Handles	Cutting capacities				
				⊙	⊙	⊙	⊙	⊙
Length mm	Code 4003773-			mm ²	⊙ mm	⊙ mm	AWG	g
95 77 600	025313	polished	plastic dipped insulated ⚡ 1000 V VDE-tested	150	14	9	5/0	2250
95 79 445	025320			spare cutter head				

98 Open End Wrenches



DIN 7446 \triangle 1000 V
IEC 60900
DIN EN 60900


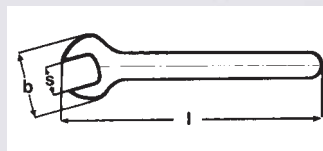
- ▶ jaw 15° angled
- ▶ basic tool chrome plated
- ▶ forged from Chrome Vanadium steel
- ▶ tested according to DIN EN/IEC 60900

98 00 14

Article-No.	Width across flats S	EAN-Code	Length l max*	Head width b max*	Head Hickness a max*	Δ
	mm	4003773-	mm	mm	mm	g
98 00 07	07	019824	105	20.0	4.0	30
98 00 08	08	019831	105	22.0	4.0	30
98 00 09	09	019848	105	24.0	4.0	35
98 00 10	10	019893	105	27.0	5.0	40
98 00 11	11	019909	120	30.0	5.5	60
98 00 12	12	019923	125	32.0	5.5	60
98 00 13	13	019930	130	34.0	6.5	65
98 00 14	14	019947	135	35.0	6.5	80
98 00 15	15	019954	145	37.0	7.0	85
98 00 16	16	019961	155	38.0	7.0	110
98 00 17	17	019978	155	42.0	8.0	110
98 00 18	18	019985	160	44.0	8.0	140
98 00 19	19	019992	165	47.0	9.0	150
98 00 22	22	020004	190	52.0	9.0	200
98 00 24	24	020011	210	56.0	9.0	280
98 00 27	27	020028	215	63.0	9.0	310

Open End Wrenches Imperial sizes

Article-No.	EAN-Code	Width across flats	Length
	4003773-	INCH	INCH
98 00 1/4"	019886	1/4	4. 1/4
98 00 5/16"	020073	5/16	4. 1/4
98 00 3/8"	020042	3/8	4. 1/4
98 00 7/16"	020097	7/16	4. 3/4
98 00 1/2"	019879	1/2	5. 1/2
98 00 9/16"	020110	9/16	6
98 00 5/8"	020080	5/8	6. 1/2
98 00 3/4"	020035	3/4	7



* complies with the non-insulated basic tool

98 Box Wrenches

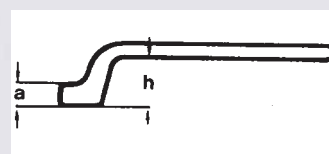
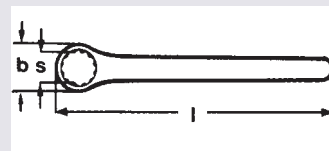


DIN 7447 \triangle 1000 V
IEC 60900
DIN EN 60900

- ▶ cranked
- ▶ basic tool chrome plated
- ▶ forged from Chrome Vanadium steel
- ▶ tested according to DIN EN/IEC 60900

98 01 14

Article-No.	Width across flats S	EAN-Code	Length l max*	Head width b max*	Head Hickness a max*	Depth of crank h max*	Δ
	mm	4003773-	mm	mm	mm	mm	g
98 01 07	07	020134	150	12.0	7	18	50
98 01 08	08	020141	155	14.0	7	19	50
98 01 09	09	020158	165	15.5	8	19	75
98 01 10	10	020196	160	17.0	9	20	80
98 01 11	11	020202	180	18.5	10	21	90
98 01 12	12	020226	190	18.5	10	23	130
98 01 13	13	020233	185	21.5	11	23	120
98 01 14	14	020240	195	23.0	12	24	150
98 01 15	15	020257	215	24.0	12	24	165
98 01 16	16	020264	200	26.0	12	26	190
98 01 17	17	020271	205	27.0	13	26	185
98 01 18	18	020288	210	29.0	13	28	235
98 01 19	19	020295	225	30.0	14	28	250
98 01 22	22	020301	225	35.0	15	30	265
98 01 24	24	020318	265	38.0	16	30	355



* complies with the non-insulated basic tool

98 Nut Drivers

98 03 10



DIN 7445



1000 V
IEC 60900
DIN EN 60900

- ▶ handle design prevents rolling
- ▶ ergonomically designed safety handle for optimum transmission of force
- ▶ Chrome Vanadium steel
- ▶ VDE tested according to DIN EN/IEC 60900

Article-No.	Width across flats	EAN-Code	Length	Blade length	Handle length	Head dia.	Δ
	S mm	4003773-	mm	mm	mm	ø mm	g
98 03	05.5	026082	220	130	90	11	80
	06	026099	220	130	90	12	80
	07	026105	230	130	100	14	115
	08	024095	230	130	100	15	115
	09	026112	230	130	100	16	120

Article-No.	Width across flats	EAN-Code	Length	Blade length	Handle length	Head dia.	Δ
	S mm	4003773-	mm	mm	mm	ø mm	g
98 03	10	026129	230	130	100	17	120
	11	026136	245	130	115	19	170
	12	026143	245	130	115	20	170
	13	026150	245	130	115	21	175

98 T-Socket Wrenches with fixed T-Handle

98 04 13



DIN 7440



1000 V
IEC 60900
DIN EN 60900

- ▶ special tool steel, oil-hardened and tempered
- ▶ VDE tested according to DIN EN/IEC 60900

Article-No.	Width across flats	EAN-Code	Length	Handle width	Head dia.	Δ
	S mm	4003773-	mm	mm	ø mm	g
98 04	10	026167	200	155	19,5	350
	13	026198	200	155	23,5	375
	17	026211	200	155	28,5	450
	19	020424	200	155	31,0	570

Article-No.	Width across flats	EAN-Code	Length	Handle width	Head dia.	Δ
	S mm	4003773-	mm	mm	ø mm	g
98 05	13	026273	300	155	23,5	435
	17	026297	300	155	28,5	580
	19	026303	300	155	31,0	750

98 Screwdrivers for hexagon socket screws

98 13 40



DIN 7439



1000 V
IEC 60900
DIN EN 60900

- ▶ handle design prevents rolling
- ▶ ergonomically designed safety handle for optimum transmission of force
- ▶ Chrome Vanadium steel, oil-hardened and tempered
- ▶ VDE tested according to DIN EN/IEC 60900

Article-No.	Width across flats	EAN-Code	Length	Blade length	Length of non-insulated blade	Handle length	Δ
	S mm	4003773-	mm	mm	blade mm	mm	g
98 13	2.5	026334	170	80	9	90	40
	3.0	026341	170	80	10	90	40
	4.0	026358	170	80	10	90	50

Article-No.	Width across flats	EAN-Code	Length	Blade length	Length of non-insulated blade	Handle length	Δ
	S mm	4003773-	mm	mm	blade mm	mm	g
98 13	5.0	026365	180	80	11	100	70
	6.0	026372	205	105	12	100	85

98 Screwdrivers with T-Handle for hexagon socket screws

98 15 08



DIN 7439



1000 V
IEC 60900
DIN EN 60900

- ▶ special tool steel, oil-hardened and tempered
- ▶ tested according to DIN EN/IEC 60900

Article-No.	Width across flats	EAN-Code	Length	Length of non-insulated blade ±2	T-Handle width	Δ
	S mm	4003773-	mm	mm	mm	g
98 14	05	020431	120	9	90	195
	06	020448	120	10	90	200
	08	020455	120	11	90	270

Article-No.	Width across flats	EAN-Code	Length	Length of non-insulated blade ±2	T-Handle width	Δ
	S mm	4003773-	mm	mm	mm	g
98 15	05	020479	250	9	90	325
	06	020486	250	10	90	330
	08	020493	250	11	90	440

98 Screwdrivers

for slotted screws

DIN 7437



1000 V
IEC 60900
DIN EN 60900



98 20 55



- ▶ handle design prevents rolling
- ▶ ergonomically designed safety handle for optimum transmission of force
- ▶ Chrome Vanadium steel, oil-hardened and tempered
- ▶ VDE tested according to DIN EN/IEC 60900

Article-No.	Blade width	EAN-Code	Blade thickness	Length	Blade length	Length of non-insulated blade	Handle length	g
	mm	4003773-	mm	mm	mm	mm	mm	
98 20	2.8	024200	0.6	160	80	14	80	25
	3.5	024217	0.6	185	105	14	80	30
	4.0	026402	0.8	185	105	14	80	30
	5.5	024224	1.0	220	130	14	90	65
	6.5	026419	1.2	255	155	14	100	100
	8.0	024231	1.2	295	180	14	115	160
	10.0	026396	1.6	320	205	14	115	225
98 21	4.5	026426	1.0	270	180	14	90	60

98 Screwdrivers

for cross recessed Phillips® screws

DIN 7438



1000 V
IEC 60900
DIN EN 60900



98 24 03



- ▶ handle design prevents rolling
- ▶ ergonomically designed safety handle for optimum transmission of force
- ▶ Chrome Vanadium steel, oil-hardened and tempered
- ▶ VDE tested according to DIN EN/IEC 60900

Article-No.	Size	EAN-Code	Length	Blade length	Length of non-insulated blade	Handle length	g
	No.	4003773-	mm	mm	mm	mm	
98 24	00	026433	145	65	17	80	40
	01	026440	175	85	17	90	40
	02	026457	205	105	17	100	50
	03	026464	270	155	17	115	70
	04	026471	320	205	17	115	85

Phillips® is a registered Trademark of Phillips Screw Company

98 Screwdrivers

for cross recessed Pozidriv® screws

DIN 7438



1000 V
IEC 60900
DIN EN 60900



98 25 03




- ▶ handle design prevents rolling
- ▶ ergonomically designed safety handle for optimum transmission of force
- ▶ Chrome Vanadium steel, oil-hardened and tempered
- ▶ VDE tested according to DIN EN/IEC 60900

Article-No.	Size	EAN-Code	Length	Blade length	Length of non-insulated blade	Handle length	g
	No.	4003773-	mm	mm	mm	mm	
98 25	01	031260	170	80	17	90	48
	02	031277	200	100	17	100	78
	03	031284	265	150	17	115	150

Pozidriv® is a registered Trademark of Ind. Serv. Ltd.

98 T-Handle Drives

with driving square 1/2"

DIN 7436  1000 V
EN/IEC 60900: 2004

98 40




Article-No.	EAN-Code	Handle length mm	Square drive	Length mm g	
98 40	026501	165	$\frac{1}{2}$ "	200	590

- ▶ for use with sockets
- ▶ basic tool chrome plated
- ▶ for quick, easy and secure locking of attached sockets
- ▶ special tool steel
- ▶ square oil-hardened and tempered
- ▶ tested according to EN/IEC 60900

98 Reversible Ratchets

with driving square 3/8" or 1/2"

DIN 7449  1000 V
EN/IEC 60900: 2004

98 31



Article-No.	EAN-Code	Square drive	Length mm g	
98 31	026495	$\frac{3}{8}$ "	190	325
98 41	026518	$\frac{1}{2}$ "	265	600

- ▶ for use with sockets
- ▶ reversible for clockwise and anti-clockwise directions
- ▶ extremely smooth action
- ▶ for quick, easy and secure locking of attached sockets
- ▶ Chrome Vanadium steel
- ▶ tested according to EN/IEC 60900

98 Extension Bars

with internal and driving square 3/8" or 1/2"

DIN 7434  1000 V
EN/IEC 60900: 2004

98 35 125



98 35 250



Article-No.	EAN-Code	Length mm	Square drive	Length mm g	
98 35 125	020530	125	$\frac{3}{8}$ " 	140	
250	020547	250	$\frac{3}{8}$ " 	260	
98 45 125	020813	125	$\frac{1}{2}$ " 	210	
250	020820	250	$\frac{1}{2}$ " 	430	

- ▶ for use with sockets
- ▶ with internal and external square
- ▶ forged
- ▶ for quick, easy and secure locking of attached sockets
- ▶ Chrome Vanadium steel
- ▶ tested according to EN/IEC 60900

98 Hexagon Sockets

with internal square 3/8" or 1/2"
for hexagon screws

DIN 7448

⚡ 1000 V
EN/IEC 60900: 2004

- ▶ for metric and imperial hexagonal head screws
- ▶ basic tool chrome plated
- ▶ Chrome Vanadium steel
- ▶ tested according to EN/IEC 60900



98 37 17



Article- No.	Width across flats S mm	EAN- Code 4003773-	dia of effective tool side d max. ø mm	Square drive	g
98 37	10	020578	18.7		30
	11	020585	20.0		30
	12	020608	21.7	3/8"	45
	13	020615	22.5		35
	14	020622	23.7		40
	17	020639	27.5		60
	19	020646	30.0		75
98 47	10	020882	19.5		60
	11	020899	20.7		60
	12	020912	23.0		60
	13	020929	23.2		65
	14	020943	24.5		65
	16	027287	26.9	1/2"	70
	17	020967	28.2		70
	18	027294	29.0		80
	19	020974	30.7		100
	22	020981	34.5		125
24	020998	37.0		155	
27	021001	41.0		180	

Hexagon Sockets imperial sizes

Article- No.	EAN- Code 4003773-	Width across flats INCH	Square drive
98 37 5/16"	020684	5/16	
98 37 3/8"	020677	3/8	
98 37 7/16"	020707	7/16	
98 37 1/2"	020554	1/2	3/8"
98 37 9/16"	020721	9/16	
98 37 5/8"	020691	5/8	
98 37 3/4"	020660	3/4	
98 47 1/2"	020875	1/2	
98 47 9/16"	021094	9/16	
98 47 5/8"	021063	5/8	
98 47 11/16"	020905	11/16	1/2"
98 47 3/4"	021018	3/4	
98 47 7/8"	021087	7/8	
98 47 1"	020868	1	

98 Screwdriver Socket Wrenches

with internal square 3/8" or 1/2" for hexagon screws

⚡ 1000 V
EN/IEC 60900: 2004

- ▶ for metric internal hexagonal head screws
- ▶ basic tool chrome plated
- ▶ tested according to EN/IEC 60900



98 39 06




Article- No.	Width across flats S mm	EAN- Code 4003773-	Length mm	Length of non- insulated blade ± 2 mm	Square drive	g
98 39	05	020776	75	9	3/8"	55
	06	020783	75	10		60
98 49	05	021155	75	9		90
	06	021162	75	10	1/2"	90
	08	021179	75	11		90

98 Reversible Ratchet


with driving square 1/2"

DIN 7449

 **1000 V**
EN/IEC 60900: 2004




98 42

Article-No.	EAN-Code	Square drive	Length		
	4003773-		mm	g	
98 42	026525	1/2	265	600	

- ▶ reversible for clockwise and anti-clockwise directions
- ▶ easy and secure locking of attached sockets due to screw lock
- ▶ Chrome Vanadium steel
- ▶ tested according to EN/IEC 60900


98 Torque Wrench

with driving square 1/2", reversible

 **1000 V**
EN/IEC 60900: 2004



98 43

Article-No.	EAN-Code	Range of application	Square drive	Length		
	4003773-			mm	g	
98 43	026532	8-54 Nm	1/2	310	900	

- ▶ reversible for clockwise and anti-clockwise directions
- ▶ transparent insulated scale range 8 - 54 Nm
- ▶ lockable torque adjustment
- ▶ easy and secure locking of attached sockets due to screw lock
- ▶ calibration certificate included

- ▶ Chrome Vanadium steel
- ▶ tested according to EN/IEC 60900

98 Cable Knife

98 52




 **1000 V**
IEC 60900: 2004
DIN EN 60900

Article-No.	EAN-Code	Blade length	Length		
	4003773-	mm	mm	g	
98 52	022541	50	180	70	



with protective cap

- ▶ solid, fixed straight blade
- ▶ blade oil-hardened and tempered
- ▶ ergonomically shaped safety handle
- ▶ transparent protective cap
- ▶ VDE tested according to DIN EN/IEC 60900

98 Dismantling Knife



98 53 03



1000 V
IEC 60900
DIN EN 60900

- ▶ solid, fixed hook blade
- ▶ blade oil-hardened and tempered
- ▶ ergonomically shaped safety handle
- ▶ transparent protective cap
- ▶ VDE tested according to DIN EN/IEC 60900

Article-No.	EAN-Code	Blade length	Radius	Length	
98 53 03	026549	28	7	155	70



with protective cap

98 Dismantling Knife



98 53 13



1000 V
IEC 60900
DIN EN 60900

- ▶ narrow, fixed hook blade, sickle shaped
- ▶ suitable for sector cables
- ▶ blade oil-hardened and tempered
- ▶ ergonomically shaped safety handle
- ▶ transparent protective cap
- ▶ VDE tested according to DIN EN/IEC 60900

Article-No.	EAN-Code	Blade length	Radius	Length	
98 53 13	026556	50	40	180	70



with protective cap

98 Cable Knife



98 54



1000 V
IEC 60900
DIN EN 60900

- ▶ solid, fixed straight blade
- ▶ blade oil-hardened and tempered
- ▶ back of the blade plastic coated to avoid short circuit
- ▶ ergonomically shaped safety handle
- ▶ transparent protective cap
- ▶ VDE tested according to DIN EN/IEC 60900

Article-No.	EAN-Code	Blade length	Length	
98 54	026563	50	180	75



with protective cap

98 Dismantling Knife



98 55



1000 V
IEC 60900
DIN EN 60900

- ▶ solid, fixed hook blade, sickle shaped
- ▶ with guide shoe at the blade point
- ▶ no damage of the conductor insulation
- ▶ blade made of stainless steel, vacuum hardened
- ▶ ergonomically shaped safety handle
- ▶ transparent protective cap
- ▶ VDE tested according to DIN EN/IEC 60900

Article-No.	EAN-Code	Blade length	Length	
98 55	022558	38	155	90



with protective cap

98 Cable Knife



98 56

Article-No.	EAN-Code	Blade length		
	4003773-		Length	
		mm	mm	g
98 56	026570	50	185	65
98 56 09	030829	spare blade		


1000 V
 IEC 60900
 DIN EN 60900

- ▶ solid, fixed straight blade
- ▶ replaceable specially ground blade
- ▶ blade made of stainless steel
- ▶ with hinged blade guard, integrated in the handle, captive
- ▶ back of the blade plastic coated to avoid short circuit
- ▶ ergonomically shaped safety handle
- ▶ VDE tested according to DIN EN/IEC 60900

98 Voltage Tester with load application

DUSPOL® compact



98 60 04

Article-No.	EAN-Code	Length		
	4003773-	mm	Length	g
98 60 04	051961	1400		185


1000 V
 IEC/EN 61243-3
 DIN VDE 0682-401

- ▶ LED display shows direct and alternating current levels 12, 24, 50, 120, 230, 400 and 750 V
- ▶ polarity test with direct voltage
- ▶ identifying the phase conductor against the protective conductor (PE) in alternating voltage
- ▶ load application to suppress inductive and capacitive voltage at $I_s \leq 200$ mA



- ▶ VDE tested according to DIN EN/IEC 61243-3

DUSPOL® is a registered Trademark of Benning, Elektrotechnik + Elektronik GmbH & Co. KG


98 Insulating Flat Nose Plier

from plastic



98 62 200

Article-No.	EAN-Code		
	4003773-	Length	g
		mm	
98 62 200	021186		90

 **1000 V**
 IEC 60900: 1995
 DIN EN 60900: 1997

- ▶ especially for meter assembly and meter blocking
- ▶ fully insulating to avoid short circuits
- ▶ fibreglass reinforced plastics
- ▶ tested according to DIN EN 60900: 1997 IEC 60900: 1995

98

98 Insulating Plastic Clamp



1000 V
VDE 0680/1

- ▶ for holding insulating mats in place
- ▶ with integrated spring
- ▶ fully insulating to avoid short circuits

- ▶ fibreglass reinforced plastics
- ▶ tested for 1000 V

Article-No.	EAN-Code	Clamping capacity		ΔΔ
	4003773-	mm	Length mm	g
98 64 02	021193	15	150	65



98 64 02

98

98 Plastic Slip-On Caps, conical



1000 V
VDE 0680/1

- ▶ for protection against bare live cable ends (max. 10 mm dia.)
- ▶ plastic
- ▶ tested for 1000 V



98 65 01

Article-No.	EAN-Code	Conductor key		ΔΔ
	4003773-	mm	Length mm	g
98 65 01	021209	1	80	7
98 65 02	021216	2	80	7
98 65 03	021223	3	80	7

98

98 Self-Clamping Slip-On Caps



1000 V
VDE 0680/1

- ▶ for protection against bare live cable ends
- ▶ plastic
- ▶ tested for 1000 V



98 65 30

Article-No.	EAN-Code	Inside dia.		ΔΔ
	4003773-	mm	Length mm	g
98 65 10	021230	10	80	10
98 65 20	021247	20	100	30
98 65 30	021261	30	110	40

98

98 Electricians' Gloves

1000 V
DIN EN 60903/IEC 60903

- ▶ for protection when working live or close to live parts
- ▶ classification: 0
- ▶ tested according to DIN EN/IEC 60903



98 65 40

Article-No.	EAN-Code	Size		ΔΔ
	4003773-	mm	Length mm	g
98 65 40	021285	9	270	270
98 65 41	021292	10	280	280

98 Insulating Mats

from rubber



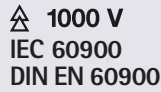
- ▶ for protection when working live or close to live parts
- ▶ tested according to VDE 0680/1

Article-No.	EAN-Code	Dimensions		g
		mm	Thickness mm	
98 67 05	026600	500 x 500	1.6	460
98 67 10	026617	1000 x 1000	1.6	1940



98 67 05

98 Junior Hacksaw



- ▶ saw blade for metal and wood with 25 teeth per inch, exchangeable
- ▶ tested according to DIN EN/IEC 60900

Article-No.	EAN-Code	saw blade		g
		Length mm	Length mm	
98 90	028321	150	240	170



98 90

98 Compact Tool Case, 17 parts

with safety tools



- ▶ shock-resistant plastic case
- ▶ containing a range of conventional KNIPEX safety tools, tested according to DIN EN/IEC 60900

Article-No.	EAN-Code	Contents: Article-No.	Article	Length/Size
98 99 11	026624	03 07 200	Combination Plier	200mm
		70 07 160	Diagonal Cutter	160mm
		98 20 35	Screwdriver, for slotted screws	3.5mm
		98 20 40	Screwdriver, for slotted screws	4.0mm
		98 20 55	Screwdriver, for slotted screws	5.5mm
		98 24 00	Screwdriver, Phillips	Gr. 0
		98 42	Reversible Ratchet	265mm
		98 45 125	Extension Bar	125mm
		98 45 250	Extension Bar	250mm
		98 47 10	Hexagon Socket	SW 10mm
		98 47 11	Hexagon Socket	½ Drive SW 11mm
		98 47 12	Hexagon Socket	SW 12mm
		98 47 13	Hexagon Socket	SW 13mm
		98 47 14	Hexagon Socket	SW 14mm
		98 47 17	Hexagon Socket	SW 17mm
		98 47 19	Hexagon Socket	SW 19mm
		98 52	Cable Knife	180mm



98 99 11

98 Standard Tool Case, 26 parts

with safety tools

⚠ 1000 V
IEC 60900
DIN EN 60900

- ▶ shock-resistant plastic case
- ▶ containing a range of conventional KNIPEX safety tools, tested according to DIN EN/IEC 60900

Article-No.	EAN-Code	Contents Article-No.	Description	Length/Size
4003773-				
98 99 12	026631	03 07 200	Combination Plier	200 mm
		70 07 160	Diagonal Cutter	160 mm
		98 00 10	Open End Wrench	SW 10 mm
		98 00 11	Open End Wrench	SW 11 mm
		98 00 12	Open End Wrench	SW 12 mm
		98 00 13	Open End Wrench	SW 13 mm
		98 00 14	Open End Wrench	SW 14 mm
		98 00 17	Open End Wrench	SW 17 mm
		98 00 19	Open End Wrench	SW 19 mm
		98 20 28	Screwdriver, for slotted screws	2.8 mm
		98 20 35	Screwdriver, for slotted screws	3.5 mm
		98 20 40	Screwdriver, for slotted screws	4.0 mm
		98 20 55	Screwdriver, for slotted screws	5.5 mm
		98 24 00	Screwdriver, Phillips	00
		98 24 01	Screwdriver, Phillips	01
		98 24 02	Screwdriver, Phillips	02
		98 40	T-Handle Drive	200 mm
		98 47 10	Hexagon Socket	SW 10 mm
		98 47 11	Hexagon Socket	$\frac{1}{2}$ Drive SW 11 mm
		98 47 12	Hexagon Socket	SW 12 mm
		98 47 13	Hexagon Socket	SW 13 mm
		98 47 14	Hexagon Socket	SW 14 mm
		98 47 17	Hexagon Socket	SW 17 mm
		98 47 19	Hexagon Socket	SW 19 mm
		98 52	Cable Knife	180 mm
		98 53 03	Dismantling Knife	155 mm



98 99 12

98 Tool Roll, 15 parts

with safety tools

⚠ 1000 V
IEC 60900
DIN EN 60900

- ▶ containing a range of conventional KNIPEX safety tools, tested according to DIN EN/IEC 60900
- ▶ hard-wearing polyester fabric
- ▶ with practical, adjustable quick-release fastener

Article-No.	EAN-Code	Contents Article-No.	Description	Length/Size
4003773-				
98 99 13	026648	03 07 200	Combination Plier	200 mm
		11 17 160	Wire Stripper	160 mm
		26 17 200	Snipe Nose Side Cutting Plier	200 mm
		70 07 160	Diagonal Cutter	160 mm
		95 06 230	Cabel Shears	230 mm
		98 00 10	Open End Wrench	SW 10 mm
		98 00 13	Open End Wrench	SW 13 mm
		98 00 14	Open End Wrench	SW 14 mm
		98 00 17	Open End Wrench	SW 17 mm
		98 00 19	Open End Wrench	SW 19 mm
		98 20 28	Screwdriver	2.8 mm
		98 20 40	Screwdriver	4.0 mm
		98 20 55	Screwdriver	5.5 mm
		98 20 65	Screwdriver	6.5 mm
		98 52	Cable Knife	180 mm



98 99 13

98

98 Universal Tool Case BIG TWIN, 46 parts

with safety tools

1000 V
IEC 60900
DIN EN 60900

Article-No.	EAN-Code	Contents Article-No.	Article	Length/Size
4003773-				
98 99 14	026655	03 07 200	Combination Plier	200 mm
		11 17 160	Wire Stripper	160 mm
		70 07 160	Diagonal Cutting Nipper	160 mm
		88 07 250	Water Pump Plier "Alligator"	250 mm
		95 17 200	Cable Shear	200 mm
		98 00 10	Open End Wrench	SW 10 mm
		98 00 13	Open End Wrench	SW 13 mm
		98 00 14	Open End Wrench	SW 14 mm
		98 00 17	Open End Wrench	SW 17 mm
		98 00 19	Open End Wrench	SW 19 mm
		98 00 22	Open End Wrench	SW 22 mm
		98 01 10	Box Wrench	SW 10 mm
		98 01 13	Box Wrench	SW 13 mm
		98 01 14	Box Wrench	SW 14 mm
		98 01 17	Box Wrench	SW 17 mm
		98 01 19	Box Wrench	SW 19 mm
		98 01 22	Box Wrench	SW 22 mm
		98 20 28	Screwdriver, for slotted screws	2.8 mm
		98 20 40	Screwdriver, for slotted screws	4.0 mm
		98 20 55	Screwdriver, for slotted screws	5.5 mm
		98 20 65	Screwdriver, for slotted screws	6.5 mm
		98 40	T-Handle Drive	165 mm
		98 42	Reversible Ratchet	265 mm
		98 45 125	Extension Bar	125 mm
		98 45 250	Extension Bar	250 mm
		98 47 10	Hexagon Socket	SW 10 mm
		98 47 11	Hexagon Socket	SW 11 mm
		98 47 12	Hexagon Socket	SW 12 mm
		98 47 13	Hexagon Socket	SW 13 mm
		98 47 14	Hexagon Socket	SW 14 mm
		98 47 17	Hexagon Socket	SW 17 mm
		98 47 19	Hexagon Socket	SW 19 mm
		98 47 22	Hexagon Socket	SW 22 mm
		98 47 24	Hexagon Socket	SW 24 mm
		98 52	Cable Knife	180 mm
		98 53 03	Dismantling Knife	155 mm
		98 64 02	6 Insulating Plastic Clamps	150 mm
		98 65 40	1 Pair Electricians' Gloves	Size 9
		98 67 05	3 Insulating Mats	500 x 500 x 1.6 mm

- ▶ containing a range of conventional KNIPEX safety tools as well as insulating mats, clamps and gloves, tested according to DIN EN/IEC 60900
- ▶ heavy duty ABS material, red
- ▶ circular aluminium frame with D-shape rings to fix a belt; with integral, sturdy center board with push-in compartments on both sides

- ▶ can be opened on one or both sides; bottom tray and cover can be opened independently
- ▶ stands securely in any opening position due to lid-holders on both sides, that register in a position of 45° and 90°
- ▶ 3-digit-lock, 2 tilting locks fixing the bottom tray, 2 turnbuckles fixing the lid
- ▶ removable document compartment and tools board in the lid; can be equipped on one side
- ▶ 30 kg maximum load
- ▶ ext. dimensions (W x H x D): 560 x 220 x 410 mm
- ▶ int. dimensions (W x H x D): 445 x (105 + 105) x 350 mm
- ▶ height of base tray 58 mm



98 99 14


Model 99
Concretor's Nippers see Page 55



KNIPEX Made in Germany

00 11 02/03 Control Cabinet Keys

for all standard cabinets and shut-off systems



00 11 03

- ▶ for control cabinets and shut-off systems in the supply of gas, water and electricity
- ▶ for technical installations in buildings, e. g. air conditioning and ventilation systems, shut-off valves, mains switch-boards, etc.
- ▶ square 6 + 8 mm
- ▶ triangular 9 mm

- ▶ two-way key bit 9 mm dia.
- ▶ with bit insert: slot 1.0 x 7 mm and cross recess PH 2
- ▶ with adapter for 1/4" bits on securing chain
- ▶ zinc die-casting

Model 00 11 02:

- ▶ short execution, total length 44 mm


Model 00 11 03:

- ▶ long execution, total length 76 mm
- ▶ additional square of 5 mm

Article-No.	EAN-Code	Capacity			Length	
	4003773-	mm	mm	∅ mm	mm	g
00 11 02	048947	6/8	9	9	44	50
00 11 03	041658	5/6/8	9	9	76	80

00 11 04 Profi Key

for all standard shut-off systems



00 11 04

- ▶ key for heating, airconditioning, sanitary and building engineering, e. g. for door and window handles or for air bleeding heaters
- ▶ square 5/7/8 mm
- ▶ triangular 10 mm
- ▶ conical square

- ▶ with bit insert: slot 1.0 x 7 mm and cross recess PH 2
- ▶ with adapter for 1/4" bits on securing chain
- ▶ total length: 90 mm
- ▶ zinc die-casting

Article-No.	EAN-Code	Capacity			Length	
	4003773-	mm	mm	mm	mm	g
00 11 04	048954	5/7/8	10	4-10	90	75

00 19 Display Panel

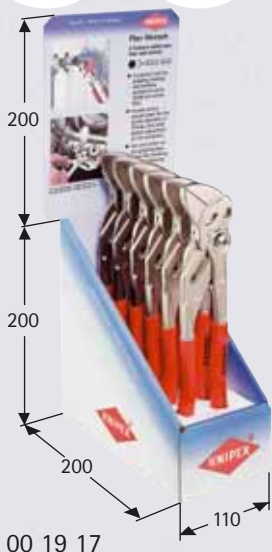


00 19 00 LE


- ▶ for 12 x 3 pliers
- ▶ empty, without pliers and hooks
- ▶ assortment on request
- ▶ when ordering do always ask for hooks (12 x 00 19 33) and product detail labels
- ▶ material: sheet steel, white powder coated, with coloured label

Article-No.	EAN-Code	Content	Width	Height	
	4003773-		mm	mm	g
00 19 00 LE	034483	empty	480	640	3,400

00 19 Sales Displays



00 19 17




00 19 19



Model 00 19 23:
 ▶ attractive counter display with 24 pliers
 ▶ pliers with two-colour dual component handles

- ▶ for 6, 12 or 24 pliers
- ▶ small size, minimum space required on the point of sales
- ▶ with explanatory header
- ▶ variable assortment on request
- ▶ when ordering 00 19 14 - 19 do always ask for product specific header (see table)
- ▶ material: solid cardboard, printed


Model 00 19 39:
 ▶ hook for sales displays see page 146



Article-No.	EAN-Code	Article	Units	Width	Height	Depth	
	4003773-			mm	mm	mm	g
00 19 14	029625	86 03 180	6	110	200	200	1,820
00 19 17	027362	86 03 250	6	110	200	200	3,610
00 19 19	013365	87 01 250	12	110	200	360	3,990
00 19 23	050377	26 22 200	each 8 units	230	310	260	6,695
		74 02 160					
		87 02 250					
C320 00033		for 86 03	header available in D, GB, F, E, NL, S, I				
C320 00044		for 87 01	header available in D, GB, F, E, NL, S, I				



C320 00033



C320 00044

00 19 Test Supports



00 19 20



00 19 20 T



00 19 21 T

Model 00 19 20:
 ▶ for testing the self-locking function of the "Alligator" and "Cobra" water pump pliers
 ▶ steady stand, high stability
 ▶ without pliers

Model 00 19 20 T:
 ▶ for testing the self-locking function of the "Alligator" and "Cobra" water pump pliers
 ▶ collapsible for space saving transport
 ▶ without plier

Model 00 19 21 T:
 ▶ for testing the ratchet principle of Plier Wrenches and multiple Slip Joint Spanner
 ▶ can be fixed on the wall
 ▶ without plier

Article-No.	EAN-Code	Width	Height	Depth	
	4003773-	mm	mm	mm	g
00 19 20	024637	230	165	310	1,350
00 19 20 T	0231192	148	225	135	750
00 19 21 T	027461	85	85	150	720

00 19 Sales Display



- ▶ for 5 x 6 pliers
- ▶ small size, minimum space required on the point of sales
- ▶ with informative header and slide-in strip for product detail labels
- ▶ assortment on request
- ▶ when ordering, do always ask for product detail header (see table) and product detail labels
- ▶ without pliers
- ▶ material: steel wire, silver powder coated



C320 00110, general programme



C320 00187, Comfort


00 19 24

Article-No.	EAN-Code	Header	Width	Height	Depth	g
00 19 24	4003773-029656		mm	mm	mm	
C320 00110		general programme	325	415	190	780
C320 00187		Comfort, for pliers with two-colour dual component sleeves				
C320 00242		VDE insulated pliers				




C320 00242, VDE

00 19 Sales Display



C320 00132, general programme



C320 00231, Precision Circlip Pliers 48/49

00 19 25

Article-No.	EAN-Code	Header	Width	Height	Depth	g
00 19 25	4003773-014027		mm	mm	mm	
C320 00132		general programme	490	400	310	3,800
C320 00176		Comfort, for pliers with two-colour dual component handles				
C320 00231		Precision Circlip Pliers 48/49				



C320 00176, Comfort

- ▶ for 8 x 7 pliers
- ▶ solid style; can be fixed on tool bar systems, also suitable as counter display
- ▶ with informative header and slide-in strip
- ▶ assortment on request
- ▶ when ordering, do always ask for product detail header (see table)
- ▶ without pliers
- ▶ material: sheet steel/ steel wire, silver powder coated

00 19 Rotary Sales Stand

- ▶ for 16 x 3 pliers
- ▶ attractive, compact rotary construction for the counter
- ▶ with 16 hooks 00 19 33
- ▶ assortment on request
- ▶ when ordering, do always ask for product detail labels
- ▶ without pliers
- ▶ material: sheet steel/ steel wire, white powder coated

Article-No.	EAN-Code	Ø	Height	Δ
	4003773-	mm	mm	g
00 19 28	032083	400	610	5,050

00 19 28



00 19 Sales Display for "Cobra" Water Pump Pliers

- ▶ attractive sales display for presentation of the complete "Cobra"-family
- ▶ suitable for assembly to tool bar systems
- ▶ equipped with base for counter sale
- ▶ with integrated brochure holder for "Cobra" leaflets
- ▶ with transparent label holders
- ▶ please do always request leaflets and labels
- ▶ includes 3 "Cobras" each 87 01 180/250/300/400/560
- ▶ Material: solid steel wire, powder coated, silver

Model 00 19 29 LE:

- ▶ without pliers



00 19 29

Article-No.	EAN-Code	Contents Article	Width	Height	Depth	Δ
	4003773-		mm	mm	mm	g
00 19 29	052340	3 pliers each 87 01 180/250 87 01 300/400/560	610	445	250	17,000
00 19 29 LE		without pliers				

00 19 Sales Display

- ▶ for 3 x 6 pliers
- ▶ solid style; can be fixed on tool bar systems, also suitable as counter display
- ▶ with informative header and slide-in strip
- ▶ assortment on request
- ▶ when ordering, do always ask for product detail header (see table)
- ▶ without pliers

- Model 00 19 34 3:**
- ▶ for finish of pliers 0; 1; 3; 4
- Model 00 19 34 4:**
- ▶ for finish of pliers 2; 5; 6

Article-No.	EAN-Code	Description	Width	Height	Depth	g
	4003773-		mm	mm	mm	
00 19 34 3	054450	for finish 0; 1; 3; 4	240	320	310	2,110
00 19 34 4	054467	for finish 2; 5; 6	240	320	310	2,110
C320 00 264		High Leverage Pliers				
C320 00 275		Precision Circlip Pliers 48/49				
C320 00 286		Concretors' Nippers				
C320 00 297		"Cobra"/Plier Wrench				
C320 00 308		Insulated Pliers, VDE				
C320 00 319		Stripping and Crimping Pliers				
C320 00 330		general programme				
C320 00 352		Slip Joint Spanner				
C320 00 363		Self-Adjusting Insulation Strippers				



00 19 34 3



C320 00264



C320 00275



C320 00286



C320 00297



C320 00308



C320 0319



C320 00330



C320 00352



C320 00363




00 19 34 4

00 19 Tool Bar (Pegboard) and Accessories



L130 00209



L130 00198



Blister packaging

Carded Packaging:

- ▶ user friendly presentation
- ▶ space saving and informative
- ▶ possibility of testing the plier
- ▶ material: solid and firm Clip, reinforced cardboard

Model 00 19 30:

- ▶ for the promotional, extensive presentation
- ▶ completely with supports, 5 peg boards, shelf and illuminated transparent advertising fascia
- ▶ can be equipped either with self-service packaging plier holders and/or sales displays
- ▶ with power cable and 230 V plug
- ▶ material: sheet steel / steel tubing, silver powder coated

Model 00 19 30 3:

- ▶ without illuminated fascia


Model 00 19 30 66:

- ▶ tool bar 660 mm width, without illuminated fascia
- ▶ with magnetic advertising fascia

Article-No.	EAN-Code	Description	Width mm	Height mm	Depth mm	g
00 19 30	024644	tool bar with illuminated fascia	1000	2200	500	68,050
00 19 30 2	046783	illuminated fascia	1000	200	400	11,450
00 19 30 3	052524	tool bar without illuminated fascia	1000	2200	500	56,600
00 19 30 6	034506	self-adhesive plastic label	1300	200		
00 19 30 66	055211	tool bar without illuminated fascia	660	2200	500	
00 19 30 7	034810	advertising fascia	1300	200		
L130 00209		VDE-guidance label	980	100		
L130 00198		Comfort-guidance label	980	100		



00 19 30 66



Model 00 19 30 2:

- ▶ illuminated fascia for tool bar systems
- ▶ solid aluminium frame with transparent plastic advertising fascia, power cable and 230 V plug / series plug



Model 00 19 30 6:

- ▶ self-adhesive plastic label
- ▶ suitable for 1,000 and 1,300 mm wide promotional surfaces



Model 00 19 30 7

- ▶ advertising fascia made of 0.5 mm sturdy plastic
- ▶ suitable for 1,000 and 1,300 mm wide promotional surfaces



00 19 Show-Cabinets for Product Presentation

- ▶ with two glass sliding doors, lockable
- ▶ illumination unit with plug for series connection
- ▶ with power cable and 230 V plug
- ▶ material: aluminium section, silver colour

Model 00 19 30 VIT:

- ▶ **hanging show-cabinet** for assembly to tool bar systems
- ▶ with shelf, top cover and transparent advertising fascia
- ▶ easy to assemble collapsible frame construction

Model 00 19 30 VIT1:

- ▶ **basic show-cabinet** for assembly to tool bar systems
- ▶ with top cover and transparent advertising fascia

Model 00 19 30 VIT2:

- ▶ **unit show-cabinet** for assembly to tool bar systems, for extension of basic show-cabinet 00 19 30 VIT1
- ▶ with top cover and transparent advertising fascia

Article-No.	EAN-Code	Description	Width mm	Height mm	Depth mm
	4003773-				
00 19 30 VIT	024644	hanging show-cabinet	1000	1200	300
00 19 30 VIT1	046783	basic show-cabinet	1000	2070	470
00 19 30 VIT2	034506	unit show-cabinet	1000	2070	470



00 19 30 VIT



00 19 30 VIT 1

00 19 30 VIT 2

00 19 Hooks for tool bar systems



00 19 31



00 19 35 1 /
00 19 35 3



00 19 39



00 19 33



00 19 33 2



00 19 35 2

Model 00 19 31:

- ▶ 160 mm length
- ▶ for 6 pliers, with faceplate for label
- ▶ when ordering, do always ask for product detail labels

Model 00 19 33:

- ▶ 90 mm length
- ▶ for 3 pliers, with with faceplate for label
- ▶ when ordering, do always ask for product detail labels

Model 00 19 33 2:

- ▶ 200 mm length
- ▶ heavy duty for mounting pipe wrenches, etc.
- ▶ with pivoting clamping device for easy fastening and release

Model 00 19 35 1/3:

- ▶ 200 mm length
- ▶ for holding self-service packs with Euro standard perforations
- ▶ with pivoting clamping device for easy fastening and release

Model 00 19 35 2:

- ▶ 50 mm length
- ▶ for holding self-service carded packs and brochures with Euro standard perforations

Article-No.	EAN-Code		Hole spacing	Depth	Δ
	4003773-		mm	mm	g
00 19 31	014874	for 6 pliers	30	160	90
00 19 33	014881	for 3 pliers	30	90	70
00 19 33 2	042112	for large size water pump pliers, pipe wrenches, etc.	30	200	145
00 19 35 1	045168	for self-service packs	25	200	100
00 19 35 2	028284	for brochures and carded tools	30	50	10
00 19 35 3	051787	for self-service packs	30	200	100
00 19 39	034827	for sales displays 00 19 14 - 00 19 19	variable	200	320



Model 00 19 39:

- ▶ suspension device for sales displays 00 19 14; 00 19 17 for presentation on tool bar systems
- ▶ material: steel wire, silver powder coated

00 19 Brochure Holder for tool bar systems

- ▶ for approx. 250 pcs. A4-size leaflets
- ▶ material: steel wire, silver powder coated

Article-No.	EAN-Code	Width	Height	Depth	Δ
	4003773-	mm	mm	mm	g
00 19 36	024682	230	290	90	255



00 19 36

00 19 Plier Racks for tool bar systems

- ▶ for the space saving presentation of pliers on tool bar systems
- ▶ with slide-in strip for product labels
- ▶ when ordering, do always ask for product detail labels
- ▶ material: sheet steel/ wire, silver powder coated

Model 00 19 32:

- ▶ for 3 x 6 pliers

Model 00 19 34:

- ▶ for 5 x 6 pliers

Model 00 19 34 1:

- ▶ for 5 x 6 carded pliers
- ▶ for the space saving presentation of pliers on tool bar systems
- ▶ with header sign

Model 00 19 34 2:

- ▶ for 15 x 6 pliers

00 19 34



00 19 34 1



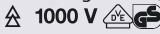
Article-No.	EAN-Code		Width	Height	Depth	△
	4003773-		mm	mm	mm	g
00 19 32	024651	for 3 x 6 pliers	195	98	175	380
00 19 34	024668	for 5 x 6 pliers	325	98	175	620
00 19 34 1	051824	for 5 x 6 pliers (carded)	480	200	225	1,000
00 19 34 2	024668	for 15 x 6 pliers	995	145	215	1,960

00 19 34 2



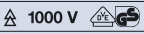
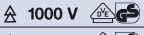

00 19

00 19 Tool Roll, 11 parts

- ▶ for telecommunications and electrical engineers
- ▶ contains 8 pliers and 3 screwdrivers
- ▶ pliers with chrome plated heads and two-colour dual component handles
- ▶ screwdrivers VDE tested according to DIN/IEC 60900 
- ▶ material: soft, hard wearing plastic



00 19 41

Article-No.	EAN-Code	Contents Article	Units
	4003773-		
00 19 41	024729	03 05 160 Combination Plier	1
		11 15 160 Wire Stripper	1
		25 05 160 Chain Nose Side Cutting Plier	1
		30 15 160 Long Nose Plier, flat-wide	1
		30 35 160 Long Nose Plier, round	1
		31 15 160 Needle Noser Plier, straight	1
		67 05 140 High Leverage End Cutting Nipper	1
		70 05 140 Diagonal Cutter	1
		98 20 28 Screwdriver, width of blade 2.8 mm 	1
		98 20 40 Screwdriver, width of blade 4.0 mm 	1
		98 24 01 Cross Slot Screwdriver, Size 1 (Phillips) 	1

00 19

00 19 Tool Pouch

- ▶ for telecommunications and electrical engineers
- ▶ practical compartments for pliers, screwdrivers and tape rule
- ▶ with snap hooks and holder for insulation tape
- ▶ material: hard wearing, strong butt leather



00 19 48

Article-No.	EAN-Code	Arrangement	Units
	4003773-		9
00 19 48	024767	5 pockets	350

00 19









00 19 Circlip Pliers Sets, 4 parts



- ▶ tool roll equipped with 4 common Circlip Pliers for internal and external circlips
 - ▶ hard-wearing polyester fabric
 - ▶ with practical, adjustable quick-release fastener
- Model 00 19 57:**
- ▶ contains 4 common Precision Circlip Pliers for highest requirements



00 19 56 Circlip Pliers

Article-No.	EAN-Code	Contents Article	Ø mm	Units
	4003773-			
00 19 56	030973	44 11 J2 straight 	19 - 60	1
		44 21 J21 bent 	19 - 60	1
		46 11 A2 straight 	19 - 60	1
		46 21 A21 bent 	19 - 60	1
00 19 57	050056	48 11 J1 straight 	12 - 25	1
		48 11 J2 straight 	19 - 60	1
		49 11 A1 straight 	10 - 25	1
		49 11 A2 straight 	19 - 60	1



00 19 57 Precision Circlip Pliers

00 20 Precision Circlip Pliers Set, 4 parts

sturdy plastic packaging


- ▶ attractive sales packaging with Euro standard perforation
- ▶ contains 4 common Precision Circlip Pliers for highest requirements
- ▶ sturdy plastic packaging, also suitable for storage of the pliers



00 20 03 SB

Articla-No.	EAN-Code	Contents Article	Ø	Units
	4003773-		mm	
00 20 03 SB	030973	48 11 J1	12 - 25	1
		48 11 J2	19 - 60	1
		49 11 A1	10 - 25	1
		49 11 A2	19 - 60	1

00 20 Pliers Sets




Modell 00 20 10:

- ▶ pliers with polished heads and plastic coated handles



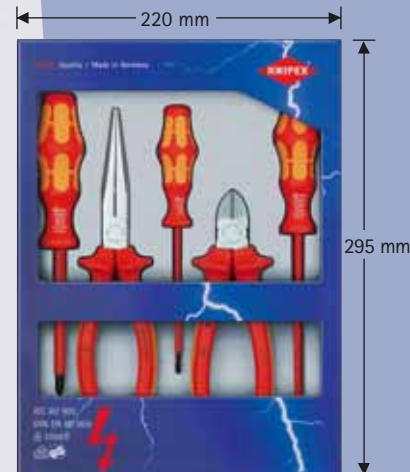
Modell 00 20 11:

- ▶ pliers with two-colour dual component handles



Modell 00 20 12:

- ▶ all pliers VDE-tested according to DIN EN 60900 ⚡ 1000 V, pliers finish 6



Modell 00 20 13:

- ▶ all tools VDE-tested according to DIN EN 60900 ⚡ 1000 V, pliers finish 6

Article-No.	EAN-Code	Description	Contents Article	Units
	4003773-			g
00 20 10	010388	Power Pack	02 01 180	440
			74 01 160	
			87 01 250	
00 20 11	012405	Assembly Pack	03 02 180	750
			26 12 200	
			70 02 160	
00 20 12	012412	Safety Pack	03 06 180	800
			26 16 200	
			70 06 160	
00 20 13	043287	VDE Tool Set	26 16 200	885
			70 06 160	
			WERA 160i 0.6 x 3.5 x 100	
			WERA 160i 1.0 x 5.5 x 125	
			WERA 162i PH2 x 100	

- ▶ attractive sales packaging with Euro standard perforation
- ▶ material: sturdy cardboard packaging, printed

00 20 Electronics Pliers Sets

for working on electronic components



00 20 16

- ▶ 7 parts, contains 6 electronics pliers and one precision tweezers
- ▶ case made of hard wearing plastic, pliers are held by elastic band, with zip fastener



00 20 17

- ▶ 6 parts, contains 6 ESD electronics pliers, electrically discharging version
- ▶ case made of hard wearing plastic, pliers are held by elastic band, with zip fastener



00 20 18

- ▶ 8 parts, contains 2 electronics pliers and 6 electronics screwdrivers
- ▶ practical storage box, shock-resistant plastic, with foam insert



00 20 18 ESD

- ▶ 8 parts, contains 2 electronics pliers and 6 electronics screwdrivers, ESD electrically discharging version
- ▶ practical storage box, shock-resistant plastic, with foam insert

Article-No.	EAN-Code	Contents Article	Description	g
00 20 16	022619	35 12 115 35 22 115 35 32 115 64 32 120 77 02 115 77 42 115 92 34 36	Electronics Pliers Case	610
00 20 17	031222	35 12 115 ESD 35 22 115 ESD 35 42 115 ESD 64 32 120 ESD 77 02 115 ESD 77 32 115 ESD	ESD-Pliers Case	590
00 20 18	033073	35 22 115 77 02 115 Screwdriver 0.4 x 2.5/0.5 x 3/0.6 x 3.5/0.8 x 4.0 mm - PH 0/PH 1	Electronics Box	450
00 20 18 ESD	051848	35 22 115 ESD 77 02 115 ESD Screwdriver ESD 0.4 x 2.5/0.5 x 3/0.6 x 3.5/0.8 x 4.0 mm - PH 0/PH 1	ESD-Electronics Box	450

00 20

00 20 Tool Box, 4 parts
with VDE tools



00 20 15

- ▶ all pliers VDE tested according DIN/IEC 60900 ⚡ 1000 V ⚠
- ▶ high quality, versatile, shock-resistant plastic case (Model 00 21 15 LE)
- ▶ foam insert with honeycomb structure for variable equipment
- ▶ other assortment on request

Article-No.	EAN-Code	Contents Article	g
	4003773-		
00 20 15	024804	03 06 180 ⚡ 1000 V ⚠	1,500
		11 06 160 ⚡ 1000 V ⚠	
		26 16 200 ⚡ 1000 V ⚠	
		70 06 160 ⚡ 1000 V ⚠	

00 21

00 21 Tool Box, 7 parts
for electrical contractors



00 21 15

- ▶ all pliers except Water Pump Pliers VDE tested according DIN/IEC 60900 ⚡ 1000 V
- ▶ high quality, versatile, shock-resistant plastic case (Model 00 21 15 LE)
- ▶ foam insert with honeycomb structure for variable equipment
- ▶ other assortment on request

Model 00 21 15 LE:

- ▶ without tools
- ▶ external dimensions (WxHxD): 327x65x275 mm

Article-No.	EAN-Code	Contents Article	g
	4003773-		
00 21 15	042853	03 06 180 ⚡ 1000 V ⚠	1,500
		26 16 200 ⚡ 1000 V ⚠	
		70 06 160 ⚡ 1000 V ⚠	
		88 03 180	
		WERA 0.4 x 2.5 ⚡ 1000 V ⚠	
		WERA 0.8 x 4.0 ⚡ 1000 V ⚠	
		WERA PH1 ⚡ 1000 V ⚠	
00 21 15 LE		empty	532

00 21 Tool Bag, 24 parts

for electrical contractors, Top Model



- ▶ contains 24 brand name quality tools, partly VDE tested according to DIN EN/IEC 60900, 1000 V
- ▶ comfortable case of hard-wearing leather, with front bag, adjustable retaining loops and belt
- ▶ with galvanised steel base tray
- ▶ edges of the tool case reinforced with aluminium
- ▶ internal dimensions (W x H x D): 420 x 250 x 160 mm

00 21 01 TL

Article-No.	EAN-Code	Contents Article-No.	Contents Description	Manufacturer	Nominal size	g
	4003773-					g
00 21 01 TL	032694					6560
		03 06 180	Combination Plier	KNIPEX	180 mm	
		25 06 160	Chain Nose Side Cutting Plier	KNIPEX	160 mm	
		70 06 160	Diagonal Cutter	KNIPEX	160 mm	
		11 06 160	Wire Stripper	KNIPEX	160 mm	
		98 52 SB	Cable knife	KNIPEX	180 mm	
		160i	Safety Screwdriver for slotted screws	WERA	2.5 x 80 mm 3.5 x 100 mm 5.5 x 125 mm 6.5 x 150 mm	
		162i	Safety Screwdriver for Phillips screws	WERA	PH 1/80 mm PH 2/100 mm	
		16 20 165	Cable Knife with hook blade	KNIPEX	165 mm	
		98 90 S	Junior Hack Saw	KNIPEX	130 mm	
		334	Screwdriver for slotted screws	WERA	6.0 x 125 mm 6.5 x 150 mm	
		247	Voltage Tester	WERA	3.5 x 100 mm	
		101	Fitters Hammer	Treff	300 g	
		30490800	Chisel Hammer	PICARD	800 g	
		75040-015	Water Brush	PICARD	40 mm	
		75075-040	Painter's Knife	PICARD	40 mm	
		71510-000	Metre Rule (inch rule)	PICARD	2 m	
		3612521	Electrician's Chisel	RENNSTEIG	250 x 10 mm	
		3403001	Bolster Chisel	RENNSTEIG	300 mm	
		7165/50	Plaster Duct		125 x 90 mm	



00 21 Tool Bag, 24 parts

apprentices tool bag for electrical contractors



- ▶ contains 24 brand name quality tools, partly VDE tested according to DIN EN/IEC 60900, 1000 V
- ▶ tool bag with side walls and bottom tray made of impact and moisture resistant double wall HDPE material
- ▶ front, rear and lid made of calf leather, black
- ▶ semi-fold-out front with adjustable loops and exterior document compartment
- ▶ front additionally reinforced with aluminium brackets
- ▶ internal dimensions (W x H x D): 420 x 250 x 160 mm

Model 00 21 02 LE:

- ▶ without tools

00 21 02 SL

Article-No.	EAN-Code	Contents Article-No.	Contents Description	Manufacturer	Nominal size	g
	4003773-					g
00 21 02 SL	032687					6.960
		03 05 180	Combination plier	KNIPEX	180 mm	
		25 05 160	Chain Nose Side Cutting Plier	KNIPEX	160 mm	
		70 05 160	Diagonal Cutter	KNIPEX	160 mm	
		11 05 160	Wire Stripper	KNIPEX	160 mm	
		16 20 165	Cable Knife with hook blade	KNIPEX	165 mm	
		98 90 S	Junior Hack Saw	KNIPEX	130 mm	
		98 52 SB	Cable Knife	KNIPEX	180 mm	
		660i	Safety Screwdriver for slotted screws	WERA	2.5 x 80 mm 3.5 x 100 mm 5.5 x 125 mm 6.5 x 150 mm	
		662i	Safety Screwdriver for Phillips screws	WERA	PH 1/80 mm PH 2/100 mm	
		665i	Safety Screwdriver for Pozidriv screws	WERA	PZ 1/80 mm PZ 2/100 mm	
		247	Voltage Tester	WERA	3.5 x 100 mm	
		0000 101	Fitters Hammer	PICARD	300 g	
		0000 401	Mallet	PICARD	1000 g	
		75040-015	Water Brush	PICARD	40 mm	
		75075-040	Painter's Knife	PICARD	40 mm	
		71501-024	Carpenter's Pencil	PICARD	24 cm	
		3612521	Electrician's Chisel	RENNSTEIG	250 x 10 mm	
		3402501	Bolster Chisel	RENNSTEIG	250 mm	
		7165/50	Plaster Duct		125 x 90 mm	
00 21 02 LE	057499		empty			2.600



00 21

00 21 Tool Case "Elektro", 20 parts





- ▶ with 20 brand name tools, partly VDE tested according to DIN EN/IEC 60900
- ▶ comfortable presentation with bottom tray (height 58 mm), cover plate, document compartment and lid holder
- ▶ hard-wearing execution of ABS material, with circular double aluminium frame, register hinges, 2 tilting locks
- ▶ strong, ergonomic handle
- ▶ 20 kg maximum load
- ▶ cover and tool plate made of Con-Pearl® material
- ▶ internal dimension (W x H x D): 465 x 170 x 310 mm

Model 00 21 20 LE:

- ▶ without tools

00 21 20

Article-No.	EAN-Code	Contents Article-No.	Description	Manufacturer	Nominal size	
	4003773-					g
00 21 20	051084					7750
 1000 V IEC 60900 DIN EN 60900		03 06 180	Combination Plier	KNIPEX	180 mm	
		26 16 200	Snipe Nose Side Cutting Plier	KNIPEX	200 mm	
		26 26 200	Snipe Nose Side Cutting Plier, bent	KNIPEX	200 mm	
		70 06 160	Diagonal Cutter	KNIPEX	160 mm	
		74 06 200	High Leverage Diagonal Cutter	KNIPEX	200 mm	
		95 16 200	Cable Shear	KNIPEX	200 mm	
		98 56	Cable Knife	KNIPEX	185 mm	
		12 40 200	Self-Adjusting Insulation Strippers	KNIPEX	200 mm	
		16 80 125 SB	Universal Stripping tool	KNIPEX	125 mm	
		86 03 180	Plier Wrench	KNIPEX	180 mm	
	87 03 250	"Cobra" Water Pump Plier	KNIPEX	250 mm		
 1000 V IEC 60900 DIN EN 60900		160i	Screwdriver			
			for slotted screws	WERA	2.5 x 0.4 mm	
			for slotted screws	WERA	4.0 x 0.8 mm	
			for slotted screws	WERA	5.5 x 1.0 mm	
			for slotted screws	WERA	6.5 x 1.2 mm	
		162i	for Phillips screws	WERA	PH 1 x 80 mm	
			for Phillips screws	WERA	PH 2 x 100 mm	
		165i	for Pozidriv screws	WERA	PZ 1 x 80 mm	
		for Pozidriv screws	WERA	PZ 2 x 100 mm		
	247	Voltage Tester	WERA	3 x 70 mm		
00 21 20 LE	044567	empty				3600

00 21 Tool Case

for the E-CHECK®, 23 parts

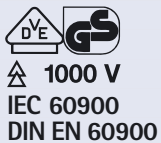


00 21 30

- ▶ contains 23 brand name tools
- ▶ hard-wearing ABS hard-shell construction with aluminium frame and surrounding
- ▶ document compartment and pen holding straps
- ▶ 1 removable tool plate, with elastic loops on both sides
- ▶ 1 cover plate with elastic loops and tool protection cloth
- ▶ large base tray with variable separations (e. g. for measuring and testing devices) internal dimensions: 420 x 320 x 85 mm
- ▶ sturdy metal locks and 3-digit-lock
- ▶ ergonomical handle
- ▶ feet on two sides
- ▶ colour: silver / aluminium look



Article-No.	EAN-Code	Contents Article-No.	Contents Tools	Manufacturer	Nominal size	g
	4003773-					
00 21 30	051084					6560
		03 06 180	Combination Plier	KNIPEX	180 mm	
		26 16 200	Snipe Nose Side Cutting Plier	KNIPEX	200 mm	
		26 26 200	Snipe Nose Side Cutting Plier, bent	KNIPEX	200 mm	
		70 06 125	Diagonal Cutter	KNIPEX	125 mm	
		70 06 160	Diagonal Cutter	KNIPEX	160 mm	
		98 56	Cable Knife, with protecting cap	KNIPEX	180 mm	
		92 27 62	Precision Tweezer	KNIPEX	150 mm	
		160i	Screwdriver			
			for slotted screws	WERA	2.5 x 80 mm	
			for slotted screws	WERA	3.5 x 100 mm	
			for slotted screws	WERA	4.0 x 100 mm	
			for slotted screws	WERA	5.5 x 125 mm	
			for slotted screws	WERA	6.5 x 150 mm	
			for slotted screws	WERA	8.0 x 175 mm	
		162i	for Phillips screws	WERA	PH 0 x 80 mm	
			for Phillips screws	WERA	PH 1 x 80 mm	
			for Phillips screws	WERA	PH 2 x 100 mm	
		165i	for Pozidriv screws	WERA	PZ 1 x 80 mm	
			for Pozidriv screws	WERA	PZ 2 x 100 mm	
		16 80 125 SB	Universal Stripping Tool	KNIPEX	125 mm	
		12 40 200	Self-Adjusting Insulation Stripper	KNIPEX	200 mm	
		86 03 180	Plier Wrench	KNIPEX	180 mm	
		87 03 250	"Cobra" Water Pump Plier	KNIPEX	250 mm	
		00 11 03	Control Cabinet Key	KNIPEX	76 mm	



All rights reserved for technical alterations. Testing and measuring devices as well as the Laptop are not included in delivery

The spacious base tray is suitable for holding measuring and testing devices or a Laptop

Article-No.	Page	Article-No.	Page	Article-No.	Page	Article-No.	Page	Article-No.	Page	Article-No.	Page	Article-No.	Page
00 11 02	139	03 01 180	15	16 65 125 SB	27	30 33 160	36	44 20 J51	48	50 01 225	52	74 04 160	64
00 11 03	139	03 01 200	15	16 80 125 SB	27	30 35 140	36	44 20 J61	48	50 01 250	52	74 04 180	64
00 11 04	139	03 01 250	15	16 85 125 SB	27	30 35 160	36	44 21 J01	48	50 01 300	52	74 04 250	64
00 19 00 LE	139	03 02 160	15	19 01 130	31	30 36 160	36	44 21 J11	48	51 01 210	52	74 05 140	64
00 19 14	140	03 02 180	15	19 03 130	31	31 11 160	35	44 21 J21	48	55 00 300	53	74 05 160	64
00 19 17	140	03 02 200	15	20 01 125	29	31 15 160	35	44 21 J31	48	56 00 325	53	74 05 180	64
00 19 19	140	03 05 140	15	20 01 140	29	31 21 160	35	44 21 J41	48	57 00 360	53	74 05 200	64
00 19 20	140	03 05 160	15	20 01 160	29	31 25 160	35	44 23 J01	48	58 10 225	53	74 05 250	64
00 19 20 T	140	03 05 180	15	20 01 180	29	32 11 135	37	44 23 J11	48	58 30 225	53	74 06 160	64
00 19 21 T	140	03 05 200	15	20 01 200	29	32 13 135	37	44 23 J21	48	61 01 200	57	74 06 180	64
00 19 23	140	03 06 160	15	20 02 140	29	32 21 135	37	44 23 J31	48	62 12 120	57	74 06 200	64
00 19 24	141	03 06 180	15	20 02 160	29	32 23 135	37	44 23 J41	48	64 01 115	58	74 06 250	64
00 19 25	141	03 06 200	15	20 05 140	29	32 31 135	37	44 29 J51	48	64 02 115	58	74 07 200	64
00 19 28	142	03 07 160	15	20 05 160	29	33 01 160	37	44 29 J61	48	64 11 115	58	74 07 250	64
00 19 29	142	03 07 180	15	20 06 160	29	33 03 160	37	45 10 170	47	64 12 115	58	74 12 180	64
00 19 30	144	03 07 200	15	20 07 160	29	35 11 115	38	45 21 200	47	64 12 115 ESD	59	74 21 160	64
00 19 30 2	145	03 07 250	15	22 01 125	30	35 12 115	38	46 10 A5	49	64 22 115	58	74 21 200	64
00 19 30 3	144	08 05 110	13	22 01 140	30	35 12 115 ESD	39	46 10 A6	49	64 32 120	58	74 22 200	64
00 19 30 6	145	08 15 110	13	22 01 160	30	35 21 115	38	46 11 A0	49	64 32 120 ESD	59	74 91 250	63
00 19 30 66	144	11 01 160	17	22 01 180	30	35 22 115	38	46 11 A1	49	64 42 115	58	75 02 125	65
00 19 30 7	144	11 02 160	17	22 02 140	30	35 22 115 ESD	39	46 11 A2	49	64 52 115	58	75 12 125	65
00 19 30 VIT	145	11 05 160	17	22 02 160	30	35 31 115	38	46 11 A3	49	64 62 120	58	75 22 125	65
00 19 30 VIT 1	145	11 06 160	17	22 05 125	30	35 32 115	38	46 11 A4	49	64 62 120 ESD	59	75 32 125	65
00 19 30 VIT 2	145	11 07 160	17	22 05 140	30	35 32 115 ESD	39	46 11 G0	47	64 72 120	58	75 52 125	65
00 19 31	146	11 12 160	17	22 05 160	30	35 42 115	38	46 11 G1	47	67 01 140	59	76 01 125	65
00 19 32	147	11 15 160	17	22 06 160	30	35 42 115 ESD	39	46 11 G2	47	67 01 160	59	76 03 125	65
00 19 33	146	11 17 160	17	22 07 160	30	35 52 145	38	46 11 G3	47	67 01 200	59	76 05 125	65
00 19 33 2	146	11 92 140	18	23 01 140	31	35 62 145	38	46 11 G4	47	67 05 140	59	76 12 125	65
00 19 34	147	12 11 180	18	25 01 125	32	35 72 145	38	46 13 A0	49	67 05 160	59	76 22 125	65
00 19 34 1	147	12 12 02	19	25 01 140	32	35 82 145	38	46 13 A1	49	67 05 200	59	76 81 125	65
00 19 34 2	147	12 12 06	19	25 01 160	32	36 12 130	41	46 13 A2	49	68 01 160	60	77 01 115	66
00 19 34 3	143	12 12 10	19	25 02 140	32	36 22 125	41	46 13 A3	49	68 01 180	60	77 01 130	66
00 19 34 4	143	12 19 02	19	25 02 160	32	36 32 125	41	46 13 A4	49	68 01 200	60	77 02 115	66
00 19 35 1	146	12 19 06	19	25 03 125	32	36 42 125 SB	41	46 19 A5	49	69 01 130	60	77 02 115 ESD	67
00 19 35 2	146	12 19 10	19	25 03 140	32	37 11 125	42	46 19 A6	49	69 03 130	60	77 02 130	66
00 19 35 3	146	12 19 180	18	25 03 160	32	37 13 125	42	46 20 A51	49	69 05 130	60	77 11 115	66
00 19 36	146	12 21 180	18	25 05 140	32	37 21 125	42	46 20 A61	49	70 01 110	61	77 12 115	66
00 19 39	146	12 29 180	18	25 05 160	32	37 23 125	42	46 21 A01	49	70 01 125	61	77 12 115 ESD	67
00 19 41	148	12 40 200	20	25 06 160	32	37 31 125	42	46 21 A11	49	70 01 140	61	77 21 115	66
00 19 48	148	12 42 195	21	25 21 160	32	37 33 125	42	46 21 A21	49	70 01 160	61	77 21 130	66
00 19 56	148	12 62 180	21	25 25 160	32	37 41 125	42	46 21 A31	49	70 01 180	61	77 22 115	66
00 19 57	148	12 49 01	20	25 26 160	32	37 43 125	42	46 21 A41	49	70 02 125	61	77 22 115 ESD	67
00 20 03 SB	149	12 49 02	20	26 11 200	33	38 11 200	43	46 23 A01	49	70 02 140	61	77 22 130	66
00 20 10	149	12 49 03	20	26 12 200	33	38 13 200	43	46 23 A11	49	70 02 160	61	77 22 130 ESD	67
00 20 11	149	12 49 21	21	26 13 200	33	38 15 200	43	46 23 A21	49	70 02 180	61	77 32 115	66
00 20 12	149	12 49 22	21	26 15 200	33	38 21 200	43	46 23 A31	49	70 04 140	61	77 32 115 ESD	67
00 20 13	149	12 49 23	21	26 16 200	33	38 25 200	43	46 23 A41	49	70 05 125	61	77 42 115	66
00 20 15	151	12 69 21	21	26 17 200	33	38 31 200	43	46 29 A51	49	70 05 140	61	77 42 115 ESD	67
00 20 16	150	12 50 200	20	26 21 200	33	38 35 200	43	46 29 A61	49	70 05 160	61	77 42 130	66
00 20 17	150	12 59 01	20	26 22 200	33	38 41 190	43	48 11 J0	50	70 05 180	61	77 52 115	66
00 20 18	150	12 59 02	20	26 23 200	33	38 45 190	43	48 11 J1	50	70 06 125	61	77 52 115 ESD	67
00 20 18 ESD	150	12 60 135	20	26 25 200	33	38 61 190	43	48 11 J2	50	70 06 140	61	77 72 115	66
00 21 01 TL	152	12 69 135	20	26 26 200	33	38 71 200	43	48 11 J3	50	70 06 160	61	77 72 115 ESD	67
00 21 02 SL	153	12 80 100 SB	22	26 27 200	33	38 91 200	43	48 11 J4	50	70 06 180	61	78 03 125	68
00 21 15	151	12 82 130 SB	22	27 01 160	34	38 95 200	43	48 21 J01	50	70 07 160	61	78 03 125 ESD	69
00 21 15 LE	151	12 85 100 SB	22	28 01 200	34	40 04 180	44	48 21 J11	50	70 07 180	61	78 13 125	68
00 21 20	154	13 01 160	23	28 03 200	34	40 04 250	44	48 21 J21	50	70 11 110	61	78 13 125 ESD	69
00 21 20 LE	154	13 01 6 14	23	28 21 200	34	41 04 180	44	48 21 J31	50	70 15 110	61	78 23 125	68
00 21 30	155	13 02 160	23	29 11 160	35	41 04 250	44	48 21 J41	50	70 26 160	61	78 31 125	68
01 06 160	13	13 72 160 SB	23	29 21 160	35	41 04 300	44	49 11 A0	51	71 01 200	62	78 41 125	68
01 06 190	13	14 22 160	24	29 25 160	35	41 14 250	44	49 11 A1	51	71 02 200	62	78 61 125	68
02 01 180	14	14 26 160	24	30 11 140	36	41 24 225	44	49 11 A2	51	71 11 200	62	78 61 125 ESD	69
02 01 200	14	15 11 120	24	30 11 160	36	41 34 165	44	49 11 A3	51	71 31 200	62	78 71 125	68
02 01 225	14	15 19 005	24	30 11 190	36	42 14 280	45	49 11 A4	51	72 01 140	63	78 71 125 ESD	69
02 02 180	14	15 19 006	24	30 13 140	36	42 24 280	45	49 21 A01	51	72 01 160	63	81 03 230	71
02 02 200	14	15 19 008	24	30 13 160	36	42 34 280	45	49 21 A11	51	72 01 180	63	81 13 230	71
02 02 225	14	15 19 010	24	30 15 140	36	44 10 J5	48	49 21 A21	51	72 02 125	63	81 19 230	71
02 05 180	14	15 51 160	24	30 15 160	36	44 10 J6	48	49 21 A31	51	72 11 160	63	82 51 200	71
02 05 200	14	15 61 160	24	30 15 190	36	44 11 J0	48	49 21 A41	51	72 21 160	63	83 10 010	72
02 05 225	14	15 81 160	24	30 16 160	36	44 11 J1	48	50 00 130	52	72 51 160	62	83 10 015	72
02 06 180	14	16 20 16 SB	25	30 21 140	36	44 11 J2	48	50 00 160	52	74 01 140	64	83 10 020	72
02 06 200	14	16 20 165 SB	25	30 21 160	36	44 11 J3	48	50 00 180	52	74 01 160	64	83 10 030	72
02 06 225	14	16 20 28 SB	25	30 21 190	36	44 11 J4	48	50 00 210	52	74 01 180	64	83 10 040	72
02 07 200	14	16 29 165	25	30 23 140	36	44 13 J0	48	50 00 225	52	74 01 200	64	83 20 010	72
02 07 225	14	16 30 135 SB	25	30 25 140	36	44 13 J1	48	50 00 250	52	74 01 250	64	83 20 015	72
03 00 180	15	16 39 135	25	30 25 160	36	44 13 J2	48	50 00 300	52	74 02 140	64	83 20 020	72
03 00 200	15	16 40 150	26	30 25 190	36	44 13 J3	48	50 01 130	52	74 02 160	64	83 30 005	72
03 00 250	15	16 49 150	26	30 31 140	36	44 13 J4	48	50 01 160	52	74 02 180	64	83 30 010	72
03 01 140	15	16 60 05 SB	26	30 31 160	36	44 19 J5	48	50 01 180	52	74 02 200	64	83 30 015	72
03 01 160	15	16 60 100 SB	27	30 33 140	36	44 19 J6	48	50 01 210	52	74 02 250	64	83 30 020	72

Article-No.	Page	Article-No.	Page	Article-No.	Page	Article-No.	Page	Article-No.	Page	Article-No.	Page		
83 30 030	72	92 22 06	84	97 00 215 B	99	97 54 24	110	98 00 09	126	98 13 50	127	98 47 17	130
84 11 200	71	92 22 07	84	97 00 215 D	99	97 61 145 A	110	98 00 10	126	98 13 60	127	98 47 18	130
84 21 200	71	92 22 12	84	97 21 215	99	97 61 145 F	110	98 00 11	126	98 14 05	127	98 47 19	130
86 03 180	74	92 22 13	84	97 21 215 B	99	97 62 145	110	98 00 12	126	98 14 06	127	98 47 22	130
86 03 250	74	92 22 35	84	97 21 215 C	99	97 71 180	110	98 00 13	126	98 14 08	127	98 47 24	130
86 03 300	74	92 23 05	84	97 32 225	100	97 72 180	110	98 00 14	126	98 15 05	127	98 47 27	130
86 05 180	74	92 24 01	84	97 40 10	100	97 81 180	111	98 00 15	126	98 15 06	127	98 47 30	130
86 05 250	74	92 24 34	84	97 43 05	102	97 90 00	111	98 00 16	126	98 15 08	127	98 47 32	130
87 01 150	75	92 27 61	86	97 43 06	102	97 90 01	111	98 00 17	126	98 20 28	128	98 47 1/2"	130
87 01 180	75	92 27 62	86	97 43 72	101	97 90 05	112	98 00 18	126	98 20 35	128	98 47 9/16"	130
87 01 250	75	92 28 69 ESD	86	97 43 74	101	97 90 06	112	98 00 19	126	98 20 40	128	98 47 3/4"	130
87 01 300	75	92 28 70 ESD	86	97 43 78	101	97 90 07	112	98 00 22	126	98 20 55	128	98 47 15/16"	130
87 01 400	73	92 28 71 ESD	86	97 43 200	100	97 90 08	112	98 00 24	126	98 20 65	128	98 49 05	130
87 01 560	73	92 28 72 ESD	86	97 49 04	103	97 90 09	112	98 00 27	126	98 20 80	128	98 49 06	130
87 02 180	75	92 32 29	84	97 49 05	103	97 90 10	112	98 00 1/4	126	98 20 10	128	98 49 08	130
87 02 250	75	92 34 28	84	97 49 06	103	97 90 12	112	98 00 5/16	126	98 21 45	128	98 52	131
87 02 300	75	92 34 36	84	97 49 08	103	97 99 01	113	98 00 3/8"	126	98 24 00	128	98 53 03	132
87 03 180	75	92 34 37	84	97 49 09	103	97 99 02	113	98 00 7/16"	126	98 24 01	128	98 53 13	132
87 03 250	75	92 37 64	86	97 49 13	103	97 99 03	113	98 00 1/2"	126	98 24 02	128	98 54	132
87 03 300	75	92 38 75 ESD	86	97 49 15	103	97 99 04	113	98 00 9/16"	126	98 24 03	128	98 55	132
87 05 250	75	92 44 42	85	97 49 16	103	97 99 05	113	98 00 5/8"	126	98 24 04	128	98 56	133
87 05 300	75	92 52 23	85	97 49 19	103	97 99 06	113	98 00 3/4"	126	98 25 01	128	98 56 09	133
87 11 180	76	92 58 74 ESD	86	97 49 20	103	97 99 07	113	98 01 07	126	98 25 02	128	98 60 04	133
87 11 250	76	92 64 43	85	97 49 24	103	97 99 08	113	98 01 08	126	98 25 03	128	98 62 200	133
87 19 250	76	92 64 44	85	97 49 30	103	97 99 09	113	98 01 09	126	98 31	129	98 64 02	134
87 19 300	76	92 67 63	86	97 49 35	103	97 99 10	113	98 01 10	126	98 35 125	129	98 65 01	134
87 41 250	76	92 69 84	87	97 49 40	103	97 99 11	113	98 01 13	126	98 35 250	129	98 65 02	134
88 00 250	77	92 70 46	85	97 49 44	103	97 99 12	113	98 01 14	126	98 37 10	130	98 65 03	134
88 01 180	77	92 72 45	85	97 49 50	103	97 99 13	113	98 01 16	126	98 37 11	130	98 65 10	134
88 01 250	77	92 78 77 ESD	86	97 49 54	103	97 99 14	113	98 01 17	126	98 37 13	130	98 65 20	134
88 01 300	77	92 84 18	85	97 49 60	103	97 99 15	113	98 01 18	126	98 37 14	130	98 65 30	134
88 02 180	77	92 88 73 ESD	86	97 49 61	103	97 99 16	113	98 01 19	126	98 37 17	130	98 65 40	134
88 02 250	77	92 94 91	87	97 49 64	103	97 99 17	113	98 01 22	126	98 37 19	130	98 65 41	134
88 02 300	77	92 95 89	87	97 49 70	103	97 99 18	113	98 01 24	126	98 37 5/16"	130	98 67 05	135
88 03 180	77	92 95 90	87	97 49 74	103	97 99 19	113	98 03 055	127	98 37 3/8"	130	98 67 10	135
88 03 250	77	94 10 185	89	97 49 76	103	97 99 20	113	98 03 06	127	98 37 7/16"	130	98 90	135
88 03 300	77	94 19 185	89	97 49 81	103	97 99 21	113	98 03 07	127	98 37 1/2"	130	98 99 11	135
88 05 180	77	94 15 215	89	97 49 82	103	97 99 22	113	98 03 08	127	98 37 9/16"	130	98 99 12	136
88 05 250	77	94 19 215	89	97 49 83	103	97 99 23	113	98 03 09	127	98 37 5/8"	130	98 99 13	136
88 05 300	77	94 35 215	90	97 49 84	103	97 99 24	113	98 03 10	127	98 37 3/4"	130	98 99 14	137
88 06 250	77	94 19 215	90	97 49 87	103	97 99 25	113	98 03 11	127	98 39 05	130	99 00 200	55
88 07 250	77	95 02 10	90	97 49 90	103	97 99 26	113	98 03 12	127	98 39 06	130	99 00 220	55
88 07 300	77	95 02 21	90	97 49 91	103	97 99 27	113	98 03 13	127	98 40	129	99 00 250	55
89 01 200	78	95 03 160 SB	91	97 49 93	103	97 99 28	113	98 04 10	127	98 41	129	99 00 280	55
89 01 250	78	95 05 140	91	97 49 94	103	97 99 29	113	98 04 13	127	98 42	131	99 00 300	55
89 03 200	78	95 05 165	92	97 49 95	103	97 99 30	113	98 04 14	127	98 43	131	99 01 200	55
89 03 250	78	95 05 185	91	97 50 01	104	97 99 31	113	98 04 17	127	98 45 125	129	99 01 220	55
89 04 250	78	95 05 190	91	97 51 04	104	97 99 32	113	98 04 19	127	98 45 250	129	99 01 250	55
89 05 200	78	95 06 230	92	97 51 10	104	97 99 33	113	98 05 13	127	98 47 10	130	99 01 280	55
89 05 250	78	95 11 165	92	97 51 12	105	97 99 34	113	98 05 17	127	98 47 11	130	99 01 300	55
90 01 125	78	95 11 200	93	97 52 03	106	97 99 35	113	98 05 19	127	98 47 12	130	99 00 220 K12	55
90 03 125	78	95 11 500	94	97 52 13	106	97 99 36	113	98 13 25	127	98 47 13	130	99 10 300	55
90 25 20	79	95 12 165	92	97 52 04	106	97 99 37	113	98 13 30	127	98 47 14	130	99 11 300	55
90 29 01	79	95 12 200	93	97 52 05	106	97 99 38	113	98 13 40	127	98 47 16	130	99 14 300	55
90 29 02	79	95 16 165	92	97 52 06	106	97 99 40	113						
90 29 15	79	95 16 200	93	97 52 08	106	97 99 41	113						
90 25 40	79	95 17 200	93	97 52 09	106	97 99 42	113						
90 29 40	79	95 17 500	94	97 52 10	106	97 99 43	113						
90 41 340	80	95 21 600	94	97 52 12	107	97 99 44	113						
90 42 250	80	95 27 600	94	97 52 13	106	97 99 45	113						
90 49 340	80	95 29 600	94	97 52 14	107	97 99 46	113						
90 49 340 M	80	95 31 250	95	97 52 19	106	97 99 47	113						
90 55 280	80	95 31 280	95	97 52 20	107	97 99 48	113						
90 59 280	80	95 31 720	96	97 52 24	107	97 99 49	113						
90 63 16	81	95 31 870	96	97 52 30	107	97 99 70	113						
90 63 20	81	95 36 250	95	97 52 33	107	97 99 71	113						
90 70 220	81	95 36 280	95	97 52 35	107	97 99 72	113						
91 00 200	82	95 39 250	95	97 52 36	107	97 99 73	113						
91 11 190	82	95 39 280	95	97 52 38	107	97 99 74	113						
91 30 180	82	95 39 720	96	97 52 39	107	97 99 75	113						
91 51 160	83	95 39 870	96	97 52 50	107	97 99 76	113						
91 61 160	83	95 61 190	96	97 52 63	105	97 99 77	113						
91 71 160	83	95 71 445	97	97 52 64	105	97 99 78	113						
92 02 53	85	95 71 600	97	97 52 65	105	97 99 79	113						
92 02 54	85	95 77 600	97	97 53 04	108	97 99 92	113						
92 02 55	85	95 79 445	97	97 53 05	108	97 99 93	113						
92 08 78 ESD	86	95 79 600	97	97 53 08	108	97 99 95	113						
92 08 79 ESD	86	95 81 600	97	97 53 09	108	97 99 96	113						
92 12 52	85	95 89 600	97	97 53 14	108	98 00 07	126						
92 22 04	84	97 00 215 A	99	97 59 06	104	98 00 08	126						

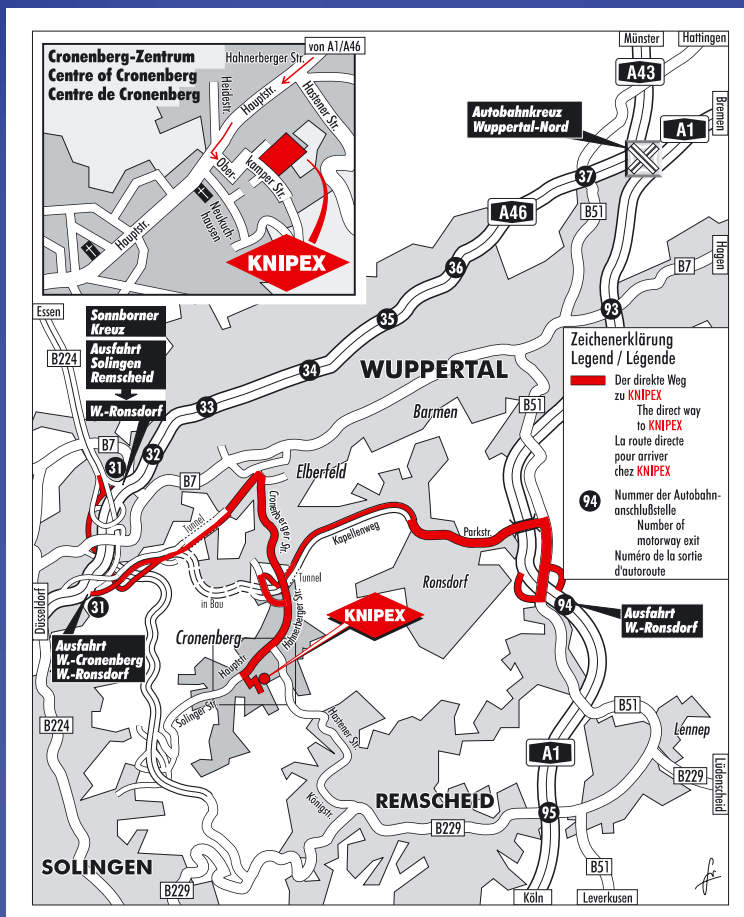
Unauthorized use or copying the contents of the catalogue is not permitted.

All rights are reserved for alteration of models and technical alterations. Illustrations, dimensions and weights are only approximate.

All rights are reserved for mistakes and misprint.

Printed in the Federal Republic of Germany

KNIPLEX-Werk 2005



KNIPEX-Werk C. Gustav Putsch KG

P. O. Box 12 04 05
D-42334 Wuppertal

Oberkamper Straße 13
D-42349 Wuppertal

Phone: +49(0)2 02 / 47 94 -0

Fax: +49(0)2 02 / 47 50 58

Fax Export: +49(0)2 02 / 47 74 94

Internet:

www.knipex.de

www.knipex.com

E-Mail: info@knipex.de

L100 01518/02/07.05/30.000/GB