

PCB terminal block - MKDS 1/ 2-3,5 - 1751248

Please be informed that the data shown in this PDF Document is generated from our Online Catalog. Please find the complete data in the user's documentation. Our General Terms of Use for Downloads are valid (<http://phoenixcontact.com/download>)

PCB terminal block, Nominal current: 13.5 A, Nom. voltage: 200 V, Pitch: 3.5 mm, Number of positions: 2, Connection method: Screw connection, Mounting: Soldering, Conductor/PCB connection direction: 0 °, Color: green




The figure shows a 10-position version of the product

Product Features

- Single-row type with horizontal connection direction



Key commercial data

Packing unit	1 pc
GTIN	 4 017918 028329
Weight per Piece (excluding packing)	1.15 GRM
Custom tariff number	85369010
Country of origin	Germany

Technical data

Dimensions

Length	7.3 mm
Pitch	3.5 mm
Dimension a	3.5 mm
Pin dimensions	0,5 x 0,9 mm
Hole diameter	1.1 mm

General

Range of articles	MKDS 1
Insulating material group	I
Rated surge voltage (III/3)	2.5 kV

PCB terminal block - MKDS 1/ 2-3,5 - 1751248

Technical data

General

Rated surge voltage (III/2)	2.5 kV
Rated surge voltage (II/2)	2.5 kV
Rated voltage (III/3)	160 V
Rated voltage (III/2)	200 V
Rated voltage (II/2)	400 V
Connection in acc. with standard	EN-VDE
Nominal current I_N	13.5 A
Nominal cross section	1.5 mm ²
Insulating material	PA
Solder pin surface	Sn
Inflammability class according to UL 94	V0
Stripping length	5 mm
Number of positions	2
Screw thread	M2
Tightening torque, min	0.22 Nm
Tightening torque max	0.25 Nm

Connection data

Conductor cross section solid min.	0.14 mm ²
Conductor cross section solid max.	1.5 mm ²
Conductor cross section stranded min.	0.14 mm ²
Conductor cross section stranded max.	1.5 mm ²
Conductor cross section stranded, with ferrule without plastic sleeve min.	0.25 mm ²
Conductor cross section stranded, with ferrule without plastic sleeve max.	0.5 mm ²
Conductor cross section stranded, with ferrule with plastic sleeve min.	0.25 mm ²
Conductor cross section stranded, with ferrule with plastic sleeve max.	0.5 mm ²
Conductor cross section AWG/kcmil min.	26
Conductor cross section AWG/kcmil max	16
2 conductors with same cross section, solid min.	0.14 mm ²
2 conductors with same cross section, solid max.	0.5 mm ²
2 conductors with same cross section, stranded min.	0.14 mm ²
2 conductors with same cross section, stranded max.	0.34 mm ²
Minimum AWG according to UL/CUL	30
Maximum AWG according to UL/CUL	16

PCB terminal block - MKDS 1/ 2-3,5 - 1751248

Classifications

eCl@ss

eCl@ss 4.0	27141109
eCl@ss 4.1	27141109
eCl@ss 5.0	27141190
eCl@ss 5.1	27141190
eCl@ss 6.0	27261101
eCl@ss 7.0	27440401
eCl@ss 8.0	27440401

ETIM

ETIM 3.0	EC001121
ETIM 4.0	EC002643
ETIM 5.0	EC002643

UNSPSC

UNSPSC 6.01	30211801
UNSPSC 7.0901	39121432
UNSPSC 11	39121432
UNSPSC 12.01	39121432
UNSPSC 13.2	39121432

Approvals

Approvals

Approvals

CSA / UL Recognized / SEV / cUL Recognized / GOST / CCA / IECCEB CB Scheme / GOST / SEV / cULus Recognized


Ex Approvals


Approvals submitted

Approval details


PCB terminal block - MKDS 1/ 2-3,5 - 1751248


Approvals

CSA 		
	B	D
mm ² /AWG/kcmil	28-16	28-16
Nominal current I _N	10 A	10 A
Nominal voltage U _N	150 V	300 V

UL Recognized 		
	B	D
mm ² /AWG/kcmil	30-16	30-16
Nominal current I _N	10 A	10 A
Nominal voltage U _N	300 V	300 V

SEV	
mm ² /AWG/kcmil	1.5
Nominal current I _N	12 A
Nominal voltage U _N	125 V

cUL Recognized 		
	B	D
mm ² /AWG/kcmil	30-16	30-16
Nominal current I _N	10 A	10 A
Nominal voltage U _N	300 V	300 V

GOST 	
--	--

CCA

PCB terminal block - MKDS 1/ 2-3,5 - 1751248

Approvals

IECEE CB Scheme

GOST

SEV

mm ² /AWG/kcmil	1.5
Nominal current I _N	12 A
Nominal voltage U _N	125 V

cULus Recognized

Accessories

Accessories

Labeled terminal marker

Marker cards - SK 3,5/2,8:FORTL.ZAHLEN - 0804073



Marker cards, Card, white, labeled, Horizontal: Consecutive numbers 1 - 10, 11 - 20, etc. up to 91 - 99, Mounting type: Adhesive, for terminal block width: 3.5 mm, Lettering field: 3.5 x 2.8 mm

Marker pen

Marker pen - B-STIFT - 1051993



Marker pen, for manual labeling of unprinted Zack strips, smear-proof and waterproof, line thickness 0.5 mm

PCB terminal block - MKDS 1/ 2-3,5 - 1751248

Accessories

Screwdriver tools

Screwdriver - SZS 0,4X2,5 VDE - 1205037



Screwdriver, slot-headed, VDE insulated, size: 0.4 x 2.5 x 80 mm, 2-component grip, with non-slip grip

Terminal marking

Marker cards - SK U/2,8 WH:UNBEDRUCKT - 0803883



Marker cards, Sheet, white, unlabeled, can be labeled with: Plotter, Office printing systems, Mounting type: Adhesive, Lettering field: 186 x 2.8 mm