

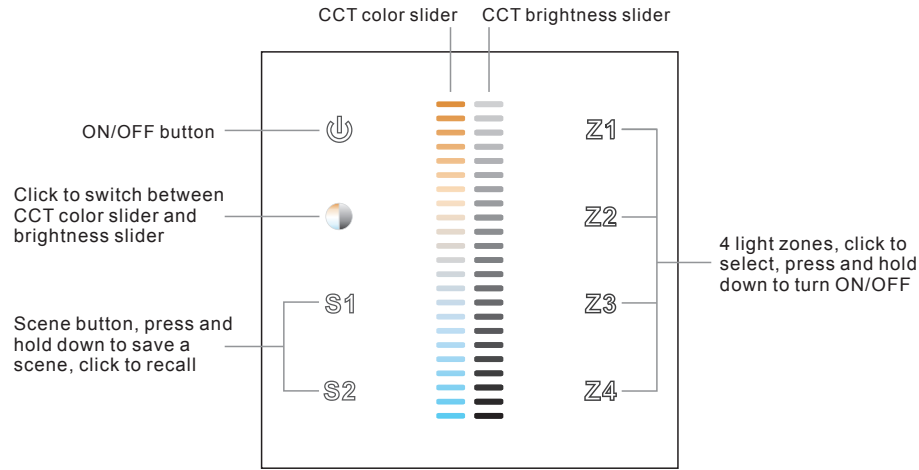
# DALI Dual Color Touch Controller

09.230TC6.04064

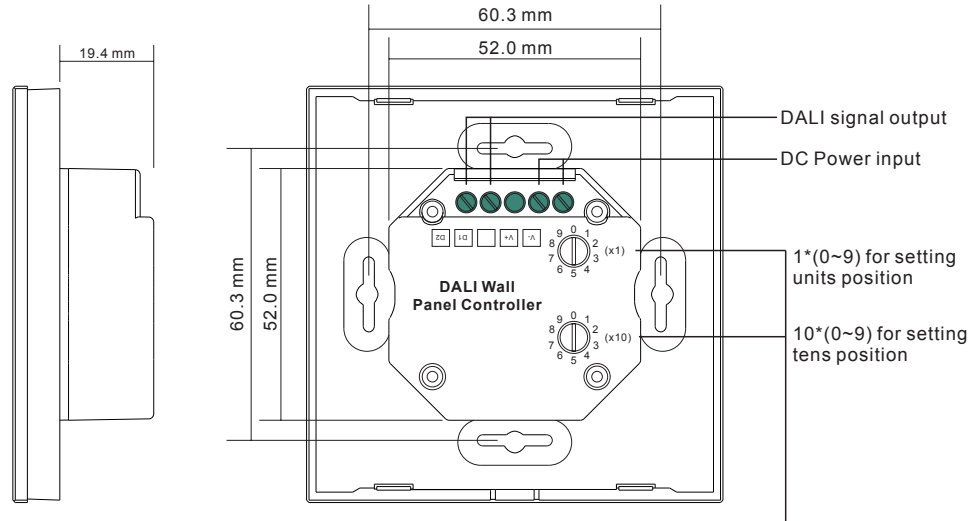


**Important:** Read All Instructions Prior to Installation

## Function introduction



Front side



Rotary switches for setting start DALI address number (0-63), the number equals to tens position plus units position

Back side

## Product Data

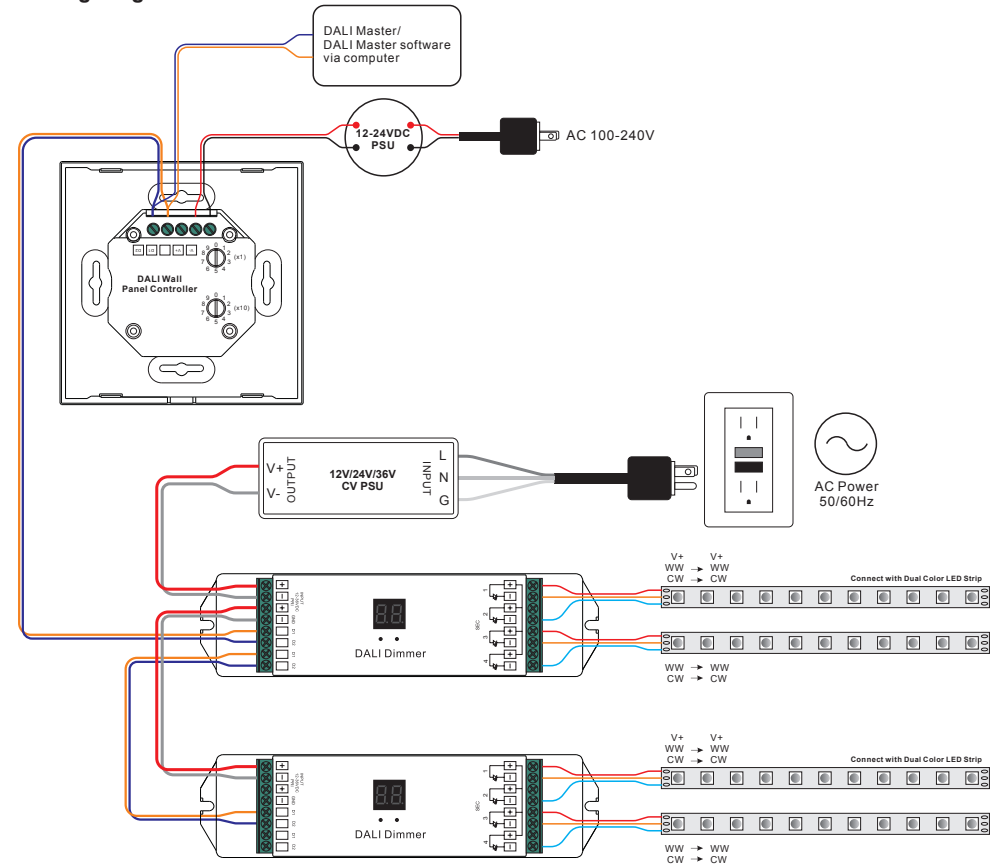
Output Signal	DALI signal
Power Supply	12-24VDC
Power consumption	200 mA
Operating temperature	0-40°C
Relative humidity	8% to 80%
Dimensions	86x86x29.1mm

- Touch sensitive.
- Glass interface(white & black).
- Comply to DALI standard protocol IEC 62386-102, IEC 62386-207 and in compliance with DALI products from other international incorporation.
- 4 light zones are available for switch, dimming and CCT control, each zone can control 2 DALI addresses.
- Enable to set start DALI address number (0-63) for the 4 zones by rotary switches on the back.
- Enable to save 2 scenes

## Safety & Warnings

- DO NOT install with power applied to device.
- DO NOT expose the device to moisture.

## Wiring diagram



## Operation

### Set start DALI address number for the zones by rotary switches on the back:

Set the number as X (0-63):

Zone number Z1 will control DALI addresses X and X+1,

Zone number Z2 will control DALI addresses X+2 and X+3,

Zone number Z3 will control DALI addresses X+4 and X+5,

Zone number Z4 will control DALI addresses X+6 and X+7,

Note: if X is set as 63, zone 1 will control DALI address 63 and 00, zone 2 will control address 01 and 02, zone 3 will control address 03 and 04, zone 4 will control address 05 and 06.

## Installation

