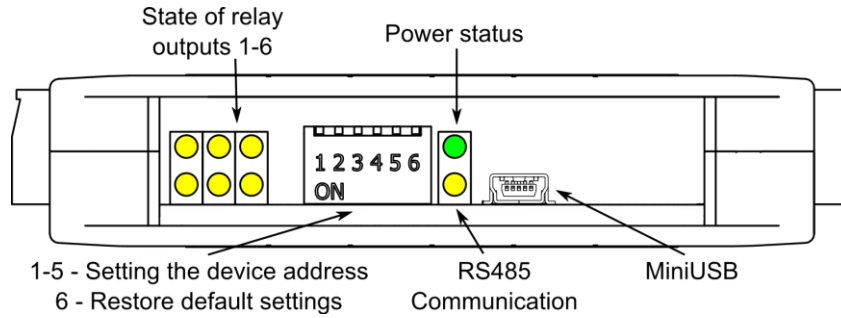


SFAR-S-6RO



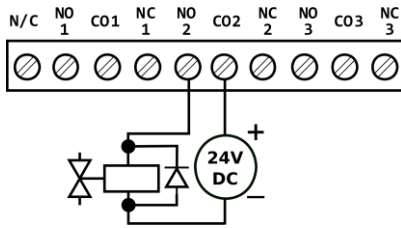
SPECIFICATION		
Supply	Voltage	10-38 V DC; 10-28 V AC
	Power consumption	4,8 W @ 24 V DC 6 V A @ 24 V AC
Relay outputs	6x Relay outputs	
	Resistive load AC1:	8 A @ 230 V AC or 8 A @ 30 V DC
	Inductive load AC3:	360 V A @ 230 V AC or 60 W @ 30 V DC
	Contact material	AgSnO ₂
Interface	RS485, up to 128 devices on the bus	
Transmission speed	from 2400 to 115200 bps	
Ingress Protection	IP40 – for indoor installation	
Temperature	Operating -10°C - +50°C; Storage - 40°C - +85°C	
Relative humidity	5 to 95% RH (without condensation)	
Connectors	Max 2.5 mm ²	
Dimension	119, 1mm x 101 mm x 22,6 mm	
Mounting	DIN rail mounting (DIN EN 50022)	
Housing material	Plastic, self-extinguishing PC/ABS	

TOP PANEL

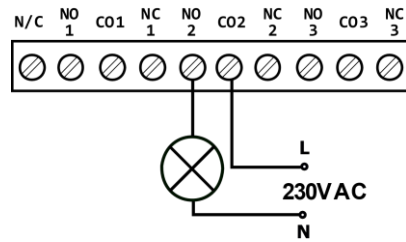


RELAY OUTPUTS

Connection of electrovalve

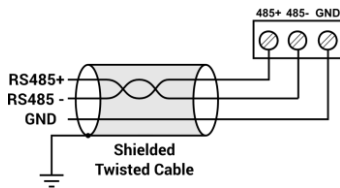


Connection of resistive load



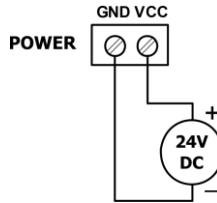
COMMUNICATION

RS485 Communication

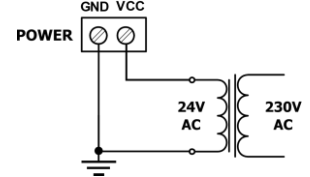


POWER SUPPLY

DC Voltage



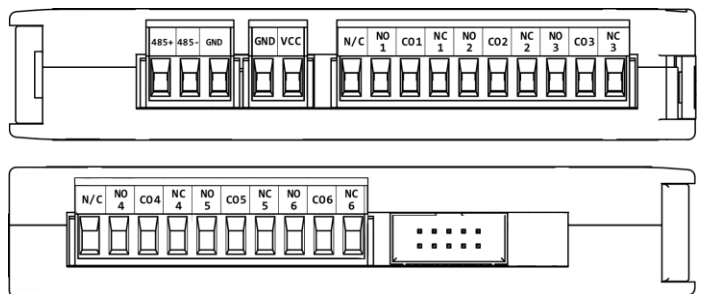
AC Voltage



WARNING!

- Note, an incorrect wiring of this product can damage it and lead to other hazards. Make sure the product has been correctly wired before turning the power ON.
- Before wiring, or removing/mounting the product, be sure to turn the power OFF. Failure to do so might cause electric shock.
- Do not touch electrically charged parts such as the power terminals. Doing so might cause electric shock.
- Do not disassemble the product. Doing so might cause electric shock or faulty operation.
- Use the product within the operating ranges recommended in the specification (temperature, humidity, voltage, shock, mounting direction, atmosphere etc.). Failure to do so might cause fire or faulty operation.
- Tighten the wires to the correct torque. Insufficient tightening of the wires to the terminal might cause fire.

TERMINALS OF THE DEVICE



Registered access

Modbus	Dec	Hex	Register Name	Access	Description
30001	0	0x00	Version/Type	Read	Version and Type of the device
30002	1	0x01	Switches	Read	Switches state
40003	2	0x02	Baud rate	Read & Write	RS485 baud rate
40004	3	0x03	Stop Bits & Data Bits	Read & Write	No of Stop bits & Data Bits
40005	4	0x04	Parity	Read & Write	Parity bit
40006	5	0x05	Response Delay	Read & Write	Response delay in ms
40007	6	0x06	Modbus Mode	Read & Write	Modbus Mode (ASCII or RTU)
40009	8	0x08	Watchdog	Read & Write	Watchdog
40013	12	0x0C	Default outputs state	Read & Write	Default outputs state
40033	32	0x20	Received packets MSB	Read & Write	No of received packets
40034	33	0x21	Received packets LSB	Read & Write	
40035	34	0x22	Incorrect packets MSB	Read & Write	No of received packets with error
40036	35	0x23	Incorrect packets LSB	Read & Write	
40037	36	0x24	Sent packets MSB	Read & Write	No of sent packets
40038	37	0x25	Sent packets LSB	Read & Write	
40052	51	0x33	Outputs	Read & Write	Outputs state