
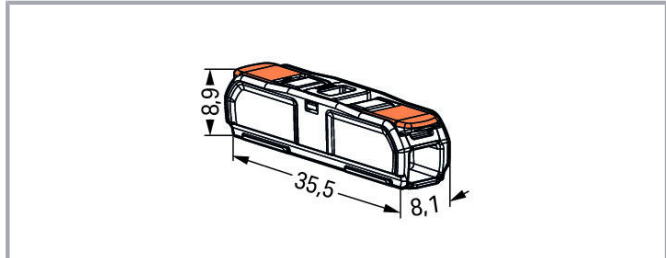


Data sheet | Item number: 221-2411

Inline splicing connector with lever; for all conductor types; max. 4 mm²; 2-conductor; transparent housing; Transparent cover; Surrounding air temperature: max 85°C (T85); 4,00 mm²; transparent



www.wago.com/221-2411



Subject to changes. Please also observe the further product documentation!

WAGO Kontakttechnik GmbH & Co. KG
Hansastr. 27
32423 Minden
Phone: +49571 887-0 | Fax: +49571 887-169
Email: info.de@wago.com | Web: www.wago.com

Do you have any questions about our products?
We are always happy to take your call at +49 (571) 887-44222.



Item description

This connector is suitable for worldwide installations.

Data

Electrical data

Ratings per IEC/EN

Ratings per	EN 60664
Nominal voltage (II/2)	450 V
Rated surge voltage (II/2)	4 kV
Rated current	32 A
Legend (ratings)	(II / 2) \triangleq Overvoltage category II / Pollution degree 2

Ratings per UL

Rated voltage UL (Use Group C)	600 V
Rated current UL (Use Group C)	20 A

Connection data

Total number of connection points	2
-----------------------------------	---

Connection 1

Connection technology	CAGE CLAMP®
Actuation type	Lever
Connectable conductor materials	Copper
Solid conductor	0.2 ... 4 mm ² / 20 ... 14 AWG
Stranded conductor	0.2 ... 2.5 mm ² / 18 ... 14 AWG
Fine-stranded conductor	0.2 ... 4 mm ² / 18 ... 14 AWG
Strip length	11 mm / 0.43 inch

Physical data

Width	8.1 mm / 0.319 inch
Height	8.9 mm / 0.35 inch
Depth	35.5 mm / 1.398 inch

Subject to changes. Please also observe the further product documentation!

WAGO Kontakttechnik GmbH & Co. KG
Hansastr. 27
32423 Minden
Phone: +49571 887-0 | Fax: +49571 887-169
Email: info.de@wago.com | Web: www.wago.com

Do you have any questions about our products?
We are always happy to take your call at +49 (571) 887-44222.

Material data



Color	transparent
Cover color	transparent
Flammability class per UL94	V2
Color of actuator	orange
Weight	2.4 g

Commercial data


PU (SPU)	600 (60) Stück
Packaging type	box
Country of origin	DE
GTIN	4055144049404
Customs tariff number	85369010000

Approvals / Certificates

Country specific Approvals

Logo	Approval	Additional Approval Text	Certificate name
	CCA DEKRA Certification B.V.	EN 60998	NTR NL-7827
	KEMA/KEUR DEKRA Certification B.V.	EN 60998	71-113253

UL-Approvals

Logo	Approval	Additional Approval Text	Certificate name
	UL Underwriters Laboratories Inc.	UL 486C	E69654

Optional accessories












Mounting

Subject to changes. Please also observe the further product documentation!

WAGO Kontakttechnik GmbH & Co. KG
 Hansastr. 27
 32423 Minden
 Phone: +49571 887-0 | Fax: +49571 887-169
 Email: info.de@wago.com | Web: www.wago.com

Do you have any questions about our products?
 We are always happy to take your call at +49 (571) 887-44222.

Mounting accessories

	Item no.: 209-123 Mounting foot with screw; can be screwed on terminal blocks with fixing flange; 6.4 mm wide; gray	www.wago.com/209-123
	Item no.: 209-120 Mounting foot; can be snapped on terminal blocks with snap-in mounting foot; for mounting on relay-modules; 6.4 mm wide; gray	www.wago.com/209-120
	Item no.: 221-2504 Mounting carrier with strain relief; 4-way; for inline splicing connector with lever; for screw mounting; gray	www.wago.com/221-2504
	Item no.: 221-2512 Mounting carrier with strain relief; 2-way; for inline splicing connector with lever; with snap-in mounting foot; gray	www.wago.com/221-2512
	Item no.: 221-2505 Mounting carrier with strain relief; 5-way; for inline splicing connector with lever; for screw mounting; gray	www.wago.com/221-2505
	Item no.: 221-2511 Mounting carrier with strain relief; 1-way; for inline splicing connector with lever; with snap-in mounting foot; gray	www.wago.com/221-2511
	Item no.: 221-2513 Mounting carrier with strain relief; 3-way; for inline splicing connector with lever; with snap-in mounting foot; gray	www.wago.com/221-2513
	Item no.: 221-2514 Mounting carrier with strain relief; 4-way; for inline splicing connector with lever; with snap-in mounting foot; gray	www.wago.com/221-2514
	Item no.: 221-2515 Mounting carrier with strain relief; 5-way; for inline splicing connector with lever; with snap-in mounting foot; gray	www.wago.com/221-2515
	Item no.: 221-2521 Mounting carrier; 1-way; for inline splicing connector with lever; for screw mounting; gray	www.wago.com/221-2521
	Item no.: 221-2522 Mounting carrier; 2-way; for inline splicing connector with lever; for screw mounting; gray	www.wago.com/221-2522

Subject to changes. Please also observe the further product documentation!

Item no.: 221-2523

Mounting carrier; 3-way; for inline splicing connector with lever; for screw mounting; gray

www.wago.com/221-2523



Item no.: 221-2524

Mounting carrier; 4-way; for inline splicing connector with lever; for screw mounting; gray

www.wago.com/221-2524



Item no.: 221-2525

Mounting carrier; 5-way; for inline splicing connector with lever; for screw mounting; gray

www.wago.com/221-2525



Item no.: 221-2531

Mounting carrier; 1-way; for inline splicing connector with lever; with snap-in mounting foot; gray

www.wago.com/221-2531



Item no.: 221-2532

Mounting carrier; 2-way; for inline splicing connector with lever; with snap-in mounting foot; gray

www.wago.com/221-2532



Item no.: 221-2534

Mounting carrier; 4-way; for inline splicing connector with lever; with snap-in mounting foot; gray

www.wago.com/221-2534



Item no.: 221-2533

Mounting carrier; 3-way; for inline splicing connector with lever; with snap-in mounting foot; gray

www.wago.com/221-2533



Item no.: 221-2535

Mounting carrier; 5-way; for inline splicing connector with lever; with snap-in mounting foot; gray

www.wago.com/221-2535



Item no.: 221-2502

Mounting carrier with strain relief; 2-way; for inline splicing connector with lever; for screw mounting; gray

www.wago.com/221-2502



Item no.: 221-2501

Mounting carrier with strain relief; 1-way; for inline splicing connector with lever; for screw mounting; gray

www.wago.com/221-2501



Item no.: 221-2503

Subject to changes. Please also observe the further product documentation!

WAGO Kontakttechnik GmbH & Co. KG

Hansastr. 27

32423 Minden

Phone: +49571 887-0 | Fax: +49571 887-169

Email: info.de@wago.com | Web: www.wago.com

Do you have any questions about our products?

We are always happy to take your call at +49 (571) 887-44222.



Mounting carrier with strain relief; 3-way; for inline splicing connector with lever; for screw mounting;
gray

www.wago.com/221-2503

Downloads

Documentation

Additional Information

Technical explanations

Apr 3, 2019

pdf
2.2 MB

[Download](#)

CAD/CAE-Data

CAD data

2D/3D Models 221-2411

[URL](#)

[Download](#)

CAE data

ZUKEN Portal 221-2411

[URL](#)

[Download](#)

Environmental Product Compliance

Compliance Search

Environmental Product Compliance 221-2411

[URL](#)

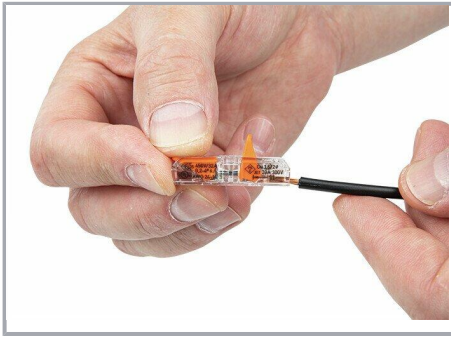
[Download](#)

Inline splicing connector with lever; for all conductor types; max. 4 mm²; 2-conductor;
transparent housing; Transparent cover; Surrounding air temperature: max 85°C
(T85); 4,00 mm²; transparent


Installation Notes

Conductor termination

Subject to changes. Please also observe the further product documentation!




Push up the lever to open the clamping unit and insert the conductor.




Push the lever back down.

Installation




Place the inline splicing connector on the carrier in front of the mounting position.




Push the connector to the center position until it snaps into place.


Application



Perfect for test setups



Simple extension of lines



Lighting connection in suspended ceilings

Subject to changes. Please also observe the further product documentation!



Multi-pole, fixed lighting fixture wiring

Subject to changes. Please also observe the further product documentation!